



Science for a Better Life

A Global Leader in Health & Nutrition



Investment Case

May 2023 / Bayer AG





Cautionary Statements Regarding Forward-Looking Information



This presentation may contain forward-looking statements based on current assumptions and forecasts made by Bayer management

Various known and unknown risks, uncertainties and other factors could lead to material differences between the actual future results, financial situation, development or performance of the company and the estimates given here. These factors include those discussed in Bayer's public reports which are available on the Bayer website

► WWW.BAYER.COM



The company assumes no liability whatsoever to update these forward-looking statements or to conform them to future events or developments



Index



**Group
overview**



Crop Science



Pharmaceuticals



**Consumer
Health**



Sustainability

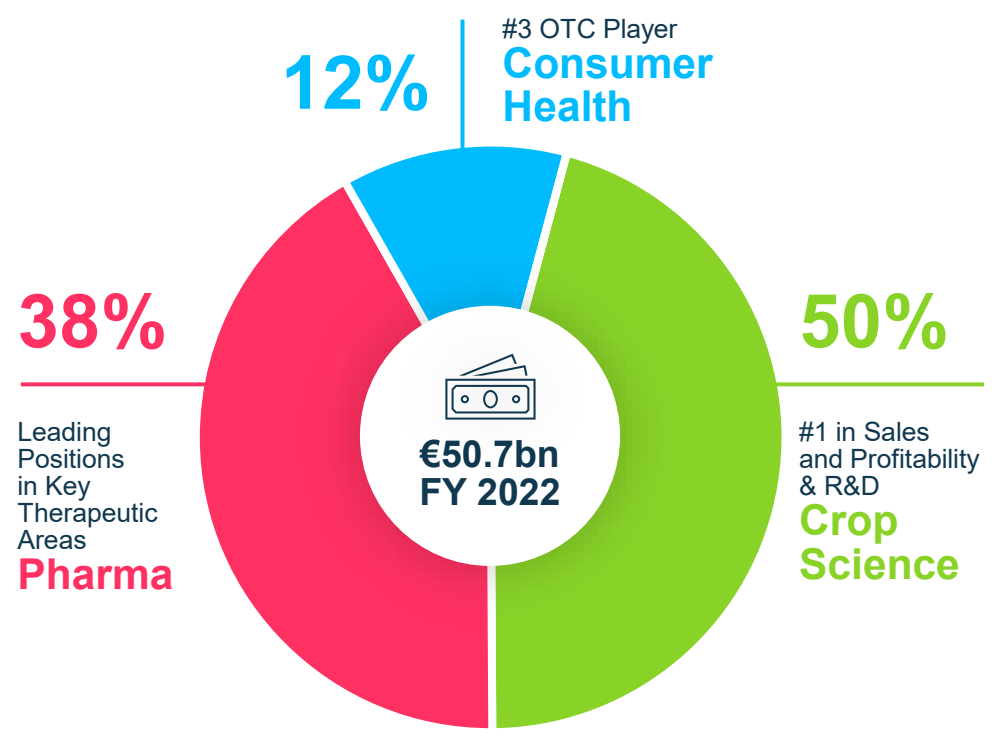


Bayer: A Global Leader in Health and Nutrition

Well Positioned to Create Value in Growing Markets using Science to Address Societal Megatrends

MARKET SIZE

BAYER GROUP SALES



CROP SCIENCE

~ €100bn¹

PHARMACEUTICALS

~ €1,400bn²

CONSUMER HEALTH

~ €150bn³

¹Source: Company Estimates, as of 2021
²Source: IQVIA Market Prognosis as of September 2022
³Source: Nicholas Hall



Global Megatrends in Health & Nutrition

Attractive Macro Drivers of Our Strategy and Underpin the Need for Innovation

PHARMACEUTICALS • CONSUMER HEALTH • CROP SCIENCE

Megatrends through 2050

Societal Needs

Our Mission

AGING POPULATION



People 60+ more than doubling¹

>20% of total population ¹



Preserve and restore health

GROWING POPULATION



+2.2bn

People ¹



+50%

more food and feed required to meet growing demand ²



Secure sufficient supply of quality food



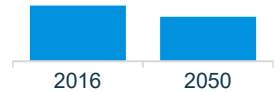
PRESSURE ON ECOSYSTEMS



-17%

Harvest losses from climate change ³

-20%



Significant loss in arable land per capita ⁴



Use natural resources more efficiently and responsibly

We leverage science to address these societal needs – with the ultimate goal to improve people’s lives



Science For A Better Life

¹ UNDESA 2017 (United Nations Department of Economic and Social Affairs, Population Division (2017). World Population Prospects: The 2017 Revision)

² FAO 2017, (FAO Global Perspective Studies)

³ Nelson et. al, (2014); FAO 2016 "Climate change and food security"

⁴ FAOSTAT (accessed Oct 30, 2018) for 1961-2016 data on land, FAO 2012 for 2030 and 2050 data on land, and UNDEDA 2017: World Population Prospects for world population data



Leadership and Innovation

Set the Course for Our Future Growth



KEY GROWTH DRIVERS



Long-term megatrend tailwinds are propelling growing demand in the Life Sciences



Number one position in Ag inputs and leading positions in key Pharma and Consumer categories



World-class innovation: technological breakthroughs driven by the bio-revolution



Accelerated transformation and further efficiency gains in our operations



Focus on sustainability to create new value



CROP SCIENCE INNOVATION PIPELINE

Annual R&D Investment:

€2.6bn¹

Key Current Launch Products:



Key Mid-/Late-Stage Pipeline Opportunities

// Preceon Smart Corn System featuring Short Stature Corn

// Soybean Herbicide Trait Stack with Five-Tolerances

// New Herbicide Molecule

01



PHARMACEUTICALS INNOVATION PIPELINE

Annual R&D Investment:

€3.4bn

Key Current Launch Products:



Key Mid-/Late-Stage Pipeline Opportunities

Finerenone

// Non-diabetic CKD

// Heart Failure

Factor XI(a) portfolio

// Thrombo-embolic diseases

Elinzanetant (KaNDy NT-814)

// Vasomotor symptoms during menopause

02

Note: Subject to regulatory approvals and pending registrations. Represents a subset of the pipeline.

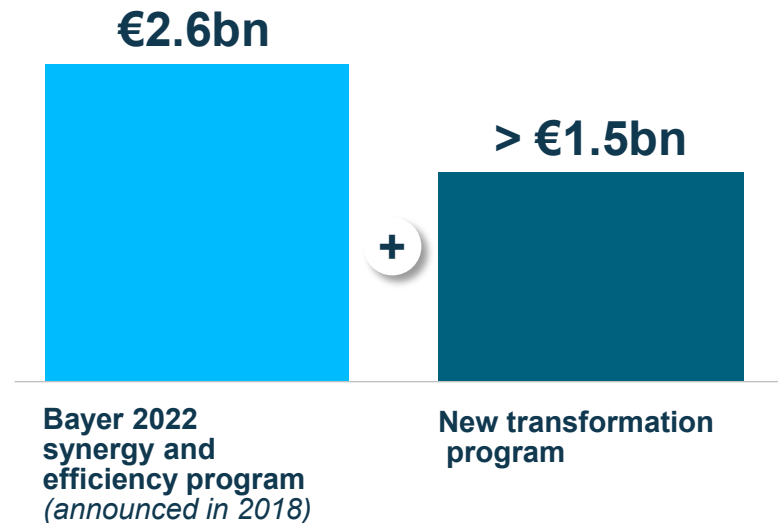
¹Bayer R&D expenses exclude special items ²In collaboration with Sumitomo

New Transformation Program with Gross Contributions of > €1.5bn

Expect Partial Reinvestment to Drive New Opportunities; Remainder to Drive Margin Expansion

Transformation Programs

GROSS CONTRIBUTIONS*



Delivery

BAYER 2022 PROGRAM SUCCESSFULLY CONCLUDED

We accelerate our transformation to become leaner and more agile

- // Optimizing Divisions and Enabling Functions
- // Improving our go-to-market models
- // Strengthening our digital and data capabilities
- // Structural measures and optimization of external spend
- // Increasing resilience of supply chain

* Gross contributions will be partially re-invested to fuel growth and are included in our guidance for 2022-24 Note: One-time costs in same magnitude as for Bayer 2022 (1.7x the total contribution)

Focus on Cash Generation Embedded in Incentive Plans

Improvements Expected from Sales Growth, Working Capital & Divestments;
Litigation Pay-outs and One-Time Costs for Transformation Mitigating Factors



Improve free cash flow

Optimize working capital focusing on overdue management, inventory and payables; prioritizing CapEx



Adapt incentive scheme

Free Cash Flow integrated as a key performance metric in our short-term incentive plan for all managerial employees



Capital Employed / Divestments

Optimization of fixed asset portfolio, for example, sale of property

Sale of businesses / brands below division level (e.g. ES professional)



Litigation pay-outs & special items

Our Free Cash Flow is impacted by litigation pay-outs and cash-effective one-time costs for transformation



Disciplined Capital Allocation to Delever, Pay Dividends and Invest

Financial strategy directed towards regaining long-term “A” rating

Capital Allocation Priorities



Free Cash Flow



Divestment proceeds¹



Deleveraging



Rating target:
A category



Dividends



Pay-out range:
30-40% of cEPS

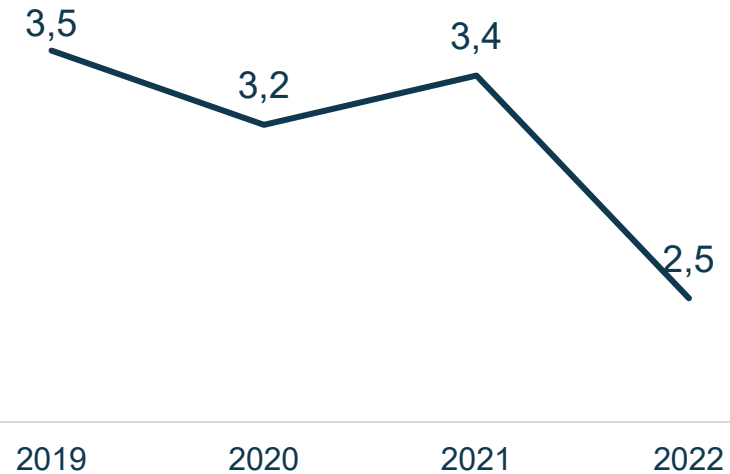


External growth investments



Bolt-on M&A, Leaps

Development of Leverage*



* (Net Financial Debt + Pensions – 50% of Hybrid Volume) / reported EBITDA before special items



Sustainability is Integral to Our Values, Strategy and Operations

We intend to create bold impact and generate sustainable business opportunities

PHARMACEUTICALS • CONSUMER HEALTH • CROP SCIENCE

Megatrends

 **AGING POPULATION**

↓

 **GROWING POPULATION**

↓

 **PRESSURE ON ECOSYSTEMS**

↓

Societal Needs

Preserve and restore health

Secure sufficient supply of quality food

Use natural resources more efficiently and responsibly

Impact

OUR VISION: HEALTH FOR ALL, HUNGER FOR NONE

 **Help more people thrive**

 **1 NO POVERTY**  **2 ZERO HUNGER**  **3 GOOD HEALTH AND WELL-BEING**  **5 GENDER EQUALITY**  **6 CLEAN WATER AND SANITATION**  **13 CLIMATE ACTION**  **15 LIFE ON LAND**

 **Decrease ecological footprint**

Sustainable Growth

Long-term business growth through sustainable innovation

01

We are a **global leader in Health & Nutrition** that addresses societal megatrends

02

We are **well-positioned** to shape disruption in the **bio-revolution**

03

We expect to **translate innovation** into profitable **mid-term growth**

04

We expect to **improve our profitability** by **accelerating our transformation**

05

We have **disciplined capital allocation priorities**: delever, pay dividends and invest

06

We have **integrated sustainability** in our business **strategy** and **incentive systems**



Science for a Better Life

Shaping the Future of Agriculture



01



Investment Case
May 2023 / Bayer AG





Shaping the Future of Agriculture



01



Market & Position

02



Strategy

03



**Operational
Excellence**

04



**World-Class
Innovation**

05



**Digital
Transformation**

06



**New Standards
in Sustainability**



The Established Leader in Crop Science

Industry leading profitability underpinned by ~€2.6bn in annual seed & trait licensing revenue



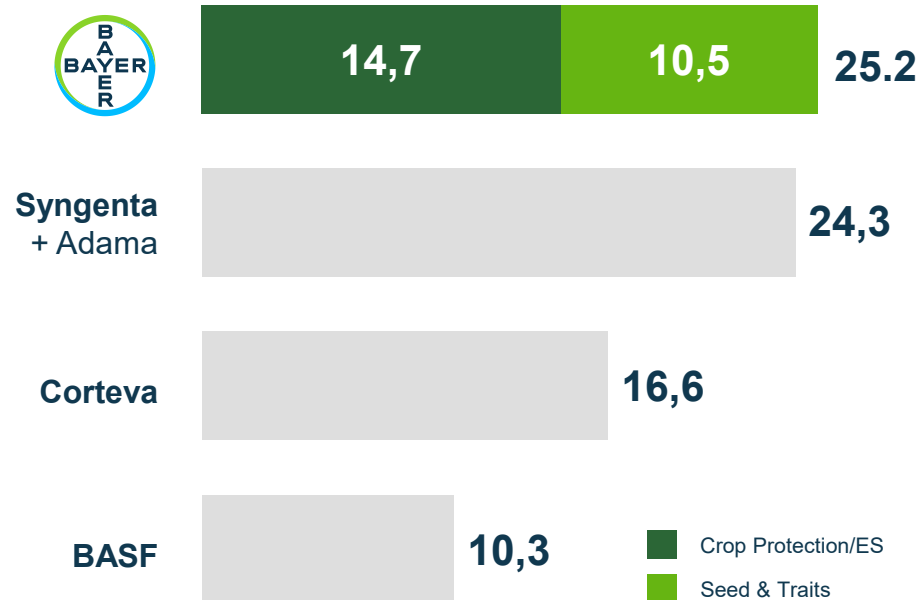
CROPSCIENCE

01 Market & Position



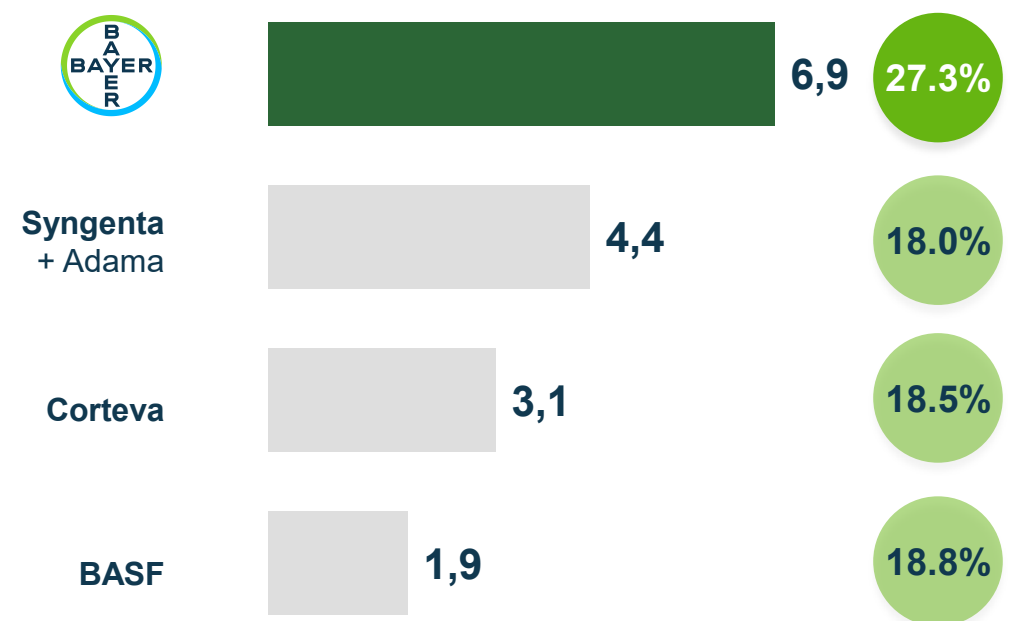
Largest in Sales

Total Sales¹ (€bn), FY 2022



Highest Profitability

EBITDA¹ (€bn) / EBITDA¹ Margin (%), FY 2022



¹ Company information; exchange rate: FY 2022 ~1.05 USD/EUR. EBITDA before special items; Representing the legacy Syngenta AG results plus Adama



Growers Worldwide Recognize the Value We Deliver

#1 in Seed & Traits with Leading Crop Protection Portfolio in €100bn Global Ag Input Market



CROPSCIENCE

01 Market & Position



Bayer Crop Science 2022 Sales (€25.2bn)¹

#1 | Market Position

Corn Seed & Traits

Herbicides

Soybean Seed & Traits

#2 | Market Position

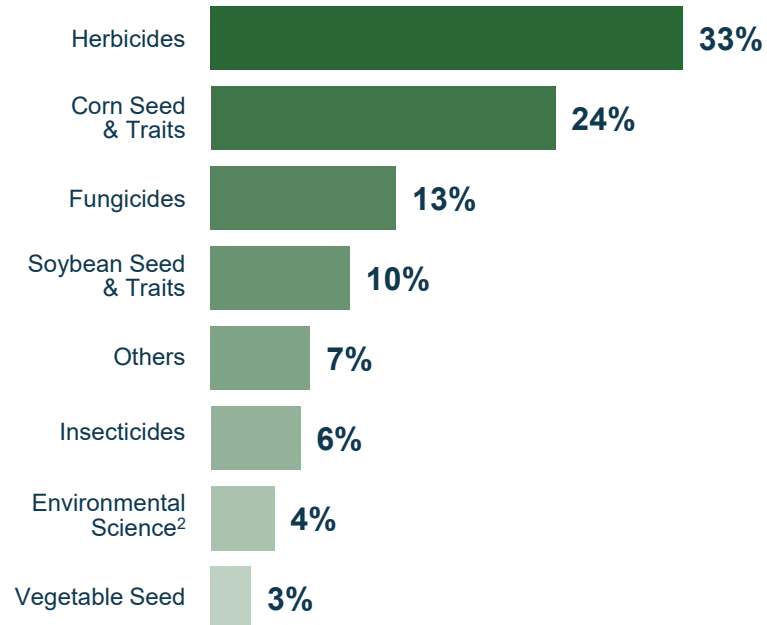
Fungicides

Vegetable Seed

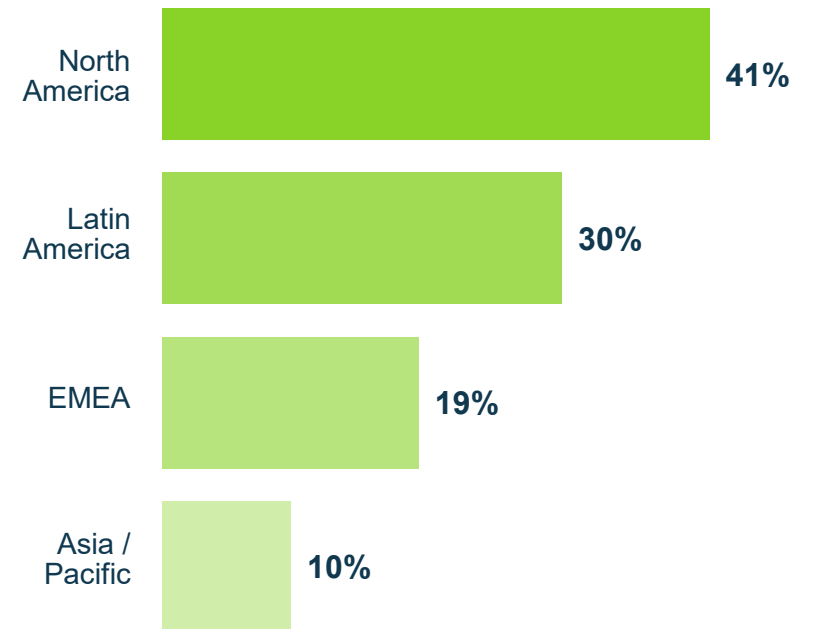
#3 | Market Position

Insecticides

SALES BY STRATEGIC BUSINESS ENTITY



SALES BY REGION



Note: Market Position determined annually, as of Q1-2023

¹ Company information; exchange rate: FY 2022: ~1.05 USD/EUR.

² Environmental Science Divestiture - October 2022



***Win by being
more grower
centric***

Purpose:

Shaping agriculture for the benefit of farmers, consumers and the planet

Pillars:

- // Operational Excellence
- // World Class Innovation
- // Digital Transformation
- // New Standards in Sustainability

Strategic Ambition

Perform:

Grow above market and deliver strong returns

Transform:

Achieve 100% digitally enabled sales by 2030



A Clear Operational Plan to Create New Value and Outperform the Market in the Mid-term



01

Deliver growth in **crop protection** sales through **new products, integrated offerings** and effective management of **glyphosate-based herbicide dynamics**

02

Grow **corn seed & traits** with annual **portfolio refresh** and **new insect traits**

03

Upgrade the Americas to **next-gen soybean trait technology**

04

Implement **new vegetable seeds strategy** and launch **new traits in cotton** to drive growth

05

Execute on **efficiency program** to reinvest in new opportunities and drive margin expansion



Advancing Sustainable Crop Protection

Launched Two New Actives, 10 New Formulations and >250 Registrations in 2022 to Bolster >€13bn in Annual Sales in Crop Protection

Industry Leading Crop Protection Development

- >15 new AIs launched in the past 15 years; 9 advancing, including 2 launches, in 2022



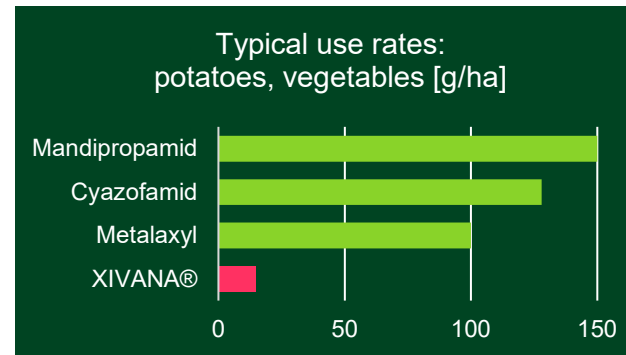
- Includes next-gen technology **Indiflin®**¹, with Prothioconazole
- Offers **unrivaled control** of Asian Soybean Rust
- Builds on **#1 position** in soybean fungicides² in LATAM

PSP of Fox Family³ ~€850m
Pre-launched in 2022 in Brazil & Paraguay



- Powered by **Fluoxapiprolin**
- New global horticulture fungicide; delivers **outstanding protection** of grapes – to expand to potatoes and vegetables
- High, long-lasting efficacy**

PSP of >€200m
Launched in 2022 in Australia (grapes)



Advances in Formulation Technology



- Leadership in formulation technology enables lower volumes with equivalent or better efficacy; drone-specific formulations for safety and precision



- Pre-emergence selective corn herbicide
- Launched in 2022**
- Contains 3 AIs: Thien carbazole, Flufenacet and Isoxaflutole to provide overlapping residual control of key broadleaf weeds and grasses




- Includes Aclonifen, a new herbicide mode of action for Australia
- Launched in 2022**
- Suitable for use in wheat and barley for hard-to-control grass and broadleaf weeds

¹ In collaboration with Sumitomo; ² Internal estimates; ³ for soybeans in LATAM; ⁴ BASF Orkestra Ultra



Building on the #1 Trusted Brand and Strong Portfolio of Biological Solutions to Meet Growing Market Needs



In-licensed / Commercial Products	SeedGrowth					Foliar & Soil applied			
	Corn Yield	Soy Yield	Nematicide	Fungicide	Other	Insecticide	Fungicide	Soilborn Disease/Pest	Crop Performance Enhancers
	BioRISE ¹	TagTeam ^{®3} Optimize ^{®3}	Poncho [®] Votivo ^{®2}	Integral [®] Pro ²	TagTeam ^{®3} JumpStart ^{®3}				

Leading Position

- Bayer is the **#1 Trusted Brand** in Biologicals by Growers⁴
- Reaching **>60m acres** in row crop, high value horticulture & vegetable acres
- Delivering **~€200m in annual sales** in 2022
- Market to **grow to nearly €25bn** by 2030

Select Key Product Offerings



- Soil Activ Launched in the U.S., Australia and Chile propelling brand to **>€150m peak net sales**



- Consistent **broad-spectrum activity** across multiple fruit and vegetable crops and pests

¹ Also sold under Acceleron[®] and Torque^{®3} brand names; ² 3rd party product from BASF; ³ In-licensed from Novozymes; ⁴ 75-100 growers polled in each of seven countries (Europe, Brazil, US) for potato, tomato and grapes, Bayer Market Research 2020; ⁵ Source: Global Agricultural Biologicals Market, Forecast to 2030, Frost & Sullivan, 2022



#1 Position in Global Corn Seed & Traits

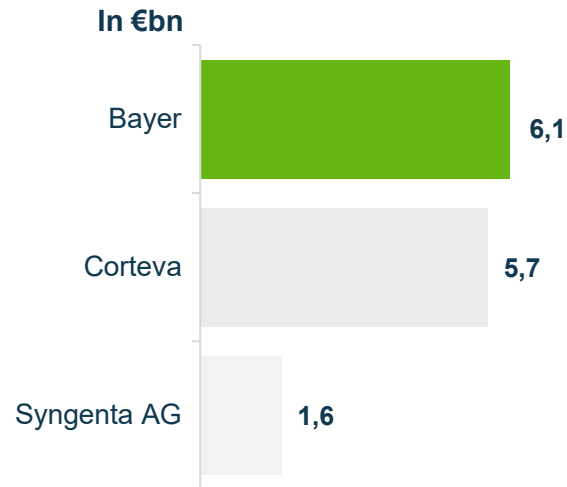
Expect to Widen the Gap with Corn S&T Pipeline with €11bn of Peak Sales Potential¹



CROPSCIENCE

03 Operational Excellence

2022 Corn S&T Sales²



Bayer 2022 Corn Seed Share³

	Seed Share & Position ⁴	Trait Share ⁵
U.S.	>55% #1	~85%
Brazil	~30% #1	~30%
Argentina	~50% #1	~50%
Mexico	>70% ⁴ #1	NA
Europe	~20% #2	NA
South Africa	~70% #1	~60%

Key Corn Traits in Bayer Pipeline – Underpinned by Annual Launch of >250 New Hybrids Globally



¹ Expect ~50% of peak sales potential to be incremental and expect ~80% of the projects to reach peak by 2037; ² Source: Bayer and Corteva as reported; Syngenta based on AgbiolInvestor estimates for FY'22; FY'2022: ~1.05 USD/EUR; ³ Internal estimates; market position, seed (germplasm) share and trait share measured as of 2022 for U.S. and Europe and as of 21/22 season for Brazil, Argentina, Mexico and South Africa; ⁴ Includes the sum of branded plus licensed seed share in the respective countries/region; ⁵ Represents the percentage of corn acres planted in the country that contain at least one Bayer biotech trait



Rollout of Most Advanced Corn Rootworm Control Trait Continues

CRW3: Industry's Only RNAi-Based Corn Rootworm Trait



LAUNCHED / / / / /
BRAZIL/ ARGENTINA 20/21 **VTPRO4**

2021/2022: >4m acres 2022/2023e: >12m acres



- > **Most advanced technology** for control of insects in Brazil corn
- > Two modes below-ground insect control, including **CRW3**, plus two modes above-ground insect control and glyphosate tolerance

LAUNCHED U.S. 2022
SmartStax PRO **Corteva Qrome**
with RNAi TECHNOLOGY product (P1366Q)

2022: ~100k acres 2023e: >1m acres



- > **SmartStax PRO with RNAi Technology** has less average corn rootworm damage in 100% of the trials vs. Corteva Qrome® products in 34 Bayer trials in medium to very high corn rootworm pressure environments²
- > For each root node damaged by CRW larvae, a yield loss of ~15% can be expected.³ Root injury score of **0.97 nodes** in a 200 bu/acre yield environment could result in **29 bu/acre yield loss**
- > ~30m acres infested with CRW in the U.S.

¹ VT4PRO with RNAi Technology corn products are expected to be commercially available for the 2024 growing season; ² Head-to-head comparisons across 34 Bayer trials in medium to very high corn rootworm pressure environments in 2022; ³ Tinsley, N.A., Estes, R.E. and Gray, M.E. 2012. Validation of a nested error component model to estimate damage caused by corn rootworm larvae. Journal of Applied Entomology. DOI:10.1111/j.1439-0418.2012.01776.x.



Global Soybean Seed & Trait Sales Leader

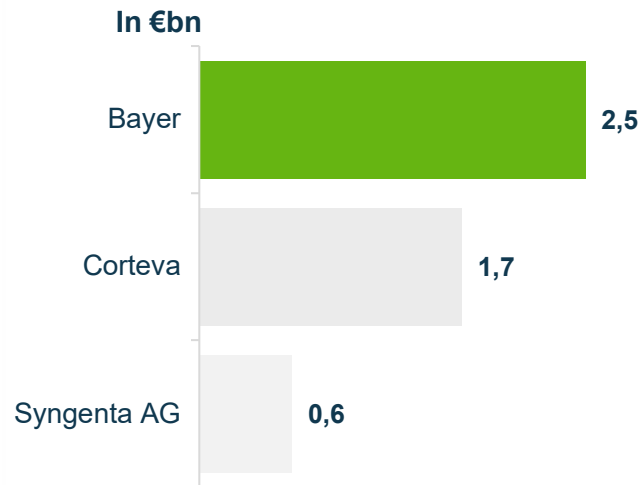
Upgrading the Americas with Recent XtendFlex and Intacta 2 Xtend Trait Launches



CROPSCIENCE

03 Operational Excellence

2022 Soybean S&T Sales¹



Bayer 2022 Soybean Seed & Trait Share²

		Seed Share & Position ³	Trait Share ⁴
	U.S.	>35% #1	~50%
	Brazil	~20% #2	>80%

Key Soybean Traits in Bayer Pipeline – Underpinned by Annual Launch of ~150 New Varieties in the Americas



HT4 Soybeans
3rd Gen Insect Protection Trait

HT5 Soybeans
4th Gen Insect Protection Trait

2021

2025

2030

¹ Source: Bayer and Corteva as reported; Syngenta based on AgbiInvestor estimates for FY'22; FY'2022: ~1.05 USD/EUR; ² Internal estimates; market position and seed (germplasm) share measured as of 2022 for U.S and as of 21/22 season for Brazil; ³ Includes the sum of branded plus licensed seed share in the respective countries/region; ⁴ Represents the percentage of soybean acres planted in the country that contain at least one Bayer biotech trait.



Bayer Maintains #1 Leadership Position with XtendFlex Technology and XtendiMax Herbicide Performance



Upgrade to >20m XtendFlex Acres in North America in 2022

#1 In North America soybean performance¹



Only technology that includes **14-days residual activity**; Controls significantly more weeds than the Enlist system²
~45m acres in Bayer's soybean technology in 2022; retained leading position in 2022



- > Provides tolerance to dicamba and glyphosate
- > **Recommended Herbicide Pairings:**



- > Proven performance, high-yield potential, strong agronomics
- > Broadly licensed across the industry



- > Adds glufosinate tolerance to the proven performance of Roundup Ready 2 Xtend Technology to provide additional flexibility to manage tough-to-control weeds
- > **Recommended Herbicide Pairings:**



- > Reached **>20m** acres in the U.S. in 2022
- > Over last 4 years, RR2Xtend & Xtend Flex Soybeans saw a 2.9 bu/acre advantage over Enlist™ E3 Soybeans³

¹ Bayer internal estimates; ² Based on EPA labels of the chemistries; ³ Soy Trials: (184 locations with 20 in 2019 (Roundup Ready® 2 Xtend), 57 in 2020 (Roundup Ready® 2 Xtend), 67 in 2021 (XtendFlex® Soybeans) and 40 in 2022 (XtendFlex® Soybeans) reporting data located with 22-IA, 24-IL, 23-IN, 11-KS, 1-KY, 7-MI, 30-MN, 10-MO, 1-MS, 5-ND, 17-NE, 15-OH, 1-OK, 11-SD, 4-PA and 2-WI,). Significant at P ≤ 0.10 LSD at 0.6 Bu/A as of 12/13/2022. Roundup Ready 2 Xtend or XtendFlex® soybeans planted with a farmer-selected (or in case of Bayer Trials, Bayer-selected) weed control program that may include dicamba, glyphosate, glufosinate and various residual herbicides. Enlist E3® soybeans planted with a farmer-selected (or in case of Bayer Trials, Bayer-selected) weed control program that may include glyphosate, Enlist One® herbicide, Liberty® 280 SL herbicide and various residual herbicides .



Next-Gen Intacta Traits to Expand Leading Soybean Franchise in Brazil



CROPSCIENCE

03 Operational Excellence

Intacta 2 Xtend Launched; IP3 Currently in Phase 3, IP4 Advanced to Phase 2

1st
Generation

INTACTA RR2 PRO[®]

#1

South America soybean system¹



- > **Excellent control** of soybean loopers, velvetbean caterpillar and axil borer
- > **Glyphosate tolerance** provides proven weed control and enables conservation tillage
- > On **~85m** acres in Brazil in 2021/22

2nd
Generation

PLATAFORMA
INTACTA 2[®]
XTEND

2021
FIELD
DAYS



- > Industry-first with three proteins for insect control and resistance management, plus adds dicamba tolerance for tough-to-control weeds
- > LAUNCHED on **>800k** acres in Brazil in 2021/22 season. Targeting **~6m** acres for the 2022/23 season
- > Performance advantage of **2.89 bu/acre**

PLATAFORMA
INTACTA 2[®]
XTEND

3rd and 4th
Generation

INSECT
PROTECTION

Velvetbean Caterpillar Infested




Control



IP3

Soybean Looper Infested



Control



IP3

- > **IP3 in Phase 3;** Delivering multiple modes-of-action for insect control
- > **IP4 ADVANCED to Phase 2;** focused on Brazil

Boone, Iowa, June 2021



IP4

IP3 = 3rd generation insect protection trait in soybeans // IP4 = 4th generation insect protection trait in soybeans // ¹ Data based on number of traited acres per Bayer internal estimates

New Cotton Trait Offerings Key to Drive Growth; Vegetables on Path to Regain #1 Position

Leading Seed & Trait Innovation for Cotton Growers

- Driving growth in >€600m¹ cotton S&T business

- Bollgard³ ThryvON** First-ever biotech trait for piercing and sucking insect control
 with XTENDFLEX TECHNOLOGY

 - 2023 Commercialization in United States
- **HT4 Cotton** Five modes of Herbicide Tolerance
Glyphosate, Glufosinate, HPPD, PPO, Dicamba

 - Phase 3
- **Bollgard 4 Cotton** Season-long protection with multiple modes of action for key lepidopteran pests

 - Phase 3

Driving Vegetable Seed Profitability and Growth

- Solid path to regain #1 Position

- Expect above market growth across all four customer segments: protected, smallholder, open field and processing
- R&D investments launched 90 new varieties
- Portfolio well positioned to deliver on expanding markets in EMEA and APAC
- Focus on value creation by driving customer, operations & innovation excellence
- Partner across the value chain to deliver products for sustainability & consumer value

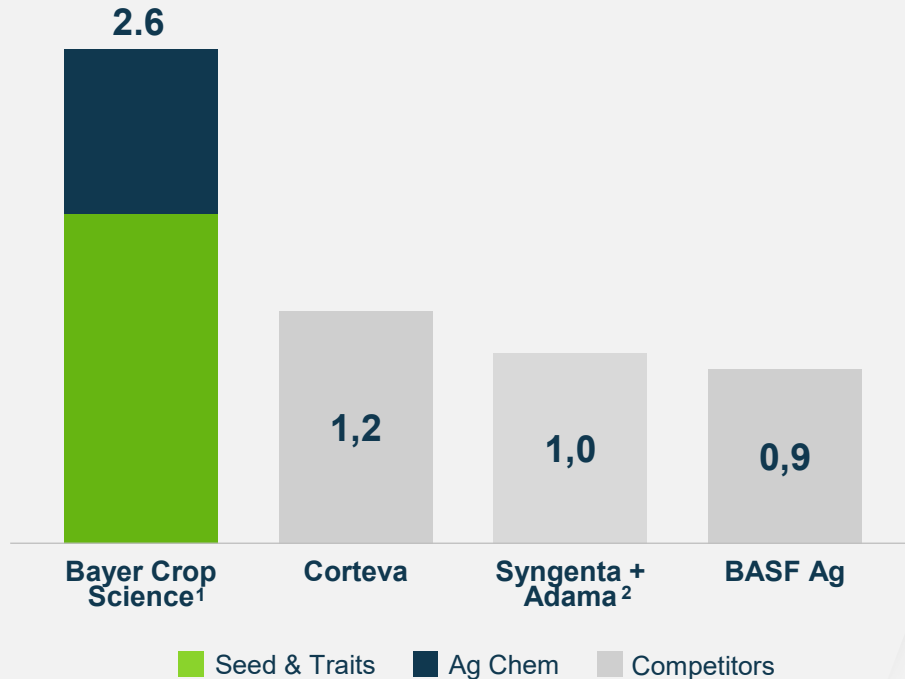


¹2022 cotton seed & traits sales for Bayer Crop Science

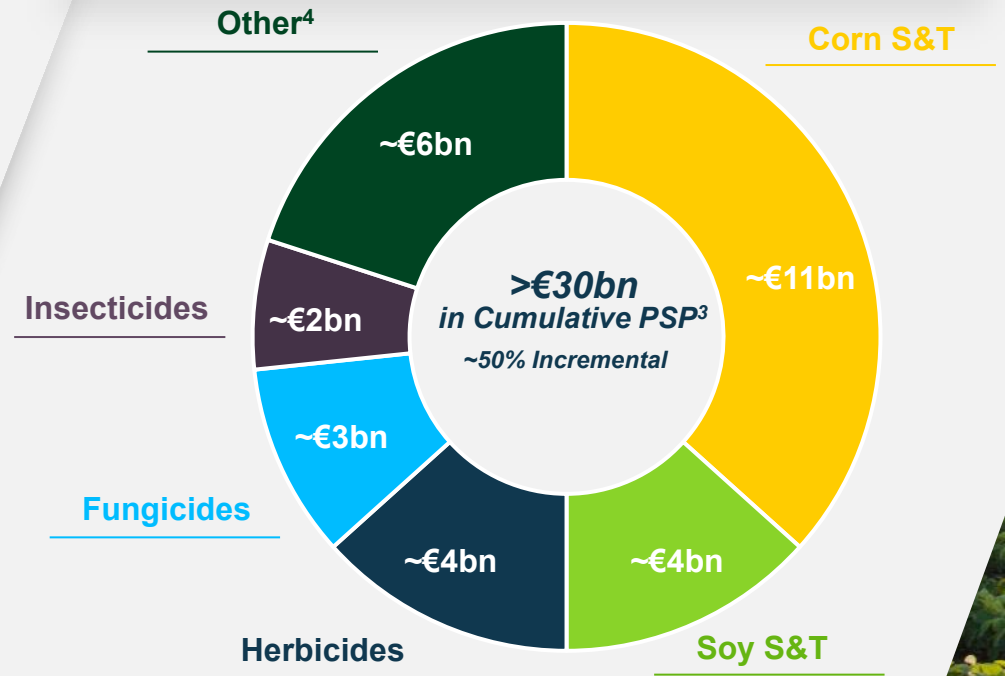


Crop Science: R&D Investment Powers Pipeline with >€30bn Peak Sales Potential

2022 Ag R&D Investment (€bn)



Pipeline Peak Sales Potential³ of >€30bn



Phasing of PSP³: 30% by 2032, 80% by 2037 and 100% by 2038+

2022 reported results, exchange rate: FY 2022: ~1.05 USD/EUR; ¹ Bayer R&D expenses exclude special items; ² Represents the legacy Syngenta AG results (as reported, excl. capitalized dev. costs) plus Adama;

³ Represents non-risk adjusted estimated peak sales for the combined breeding, biotech, crop protection and environmental science pipelines, as well as new business models and new value areas. Note that products are excluded from the pipeline PSP typically the year following launch; SBE = Strategic Business Entity; PSP = Peak sales potential; ⁴ "Other" category includes seeds and traits, such as cotton, canola, wheat, OSR, rice, vegetable seeds and sugarbeets, plus carbon and digital Models



Unmatched Breadth and Depth of Five Core R&D Platforms Key to Innovation

Convergence of Leading R&D Platforms to Unlock Next Layer of Value Creation in Agriculture

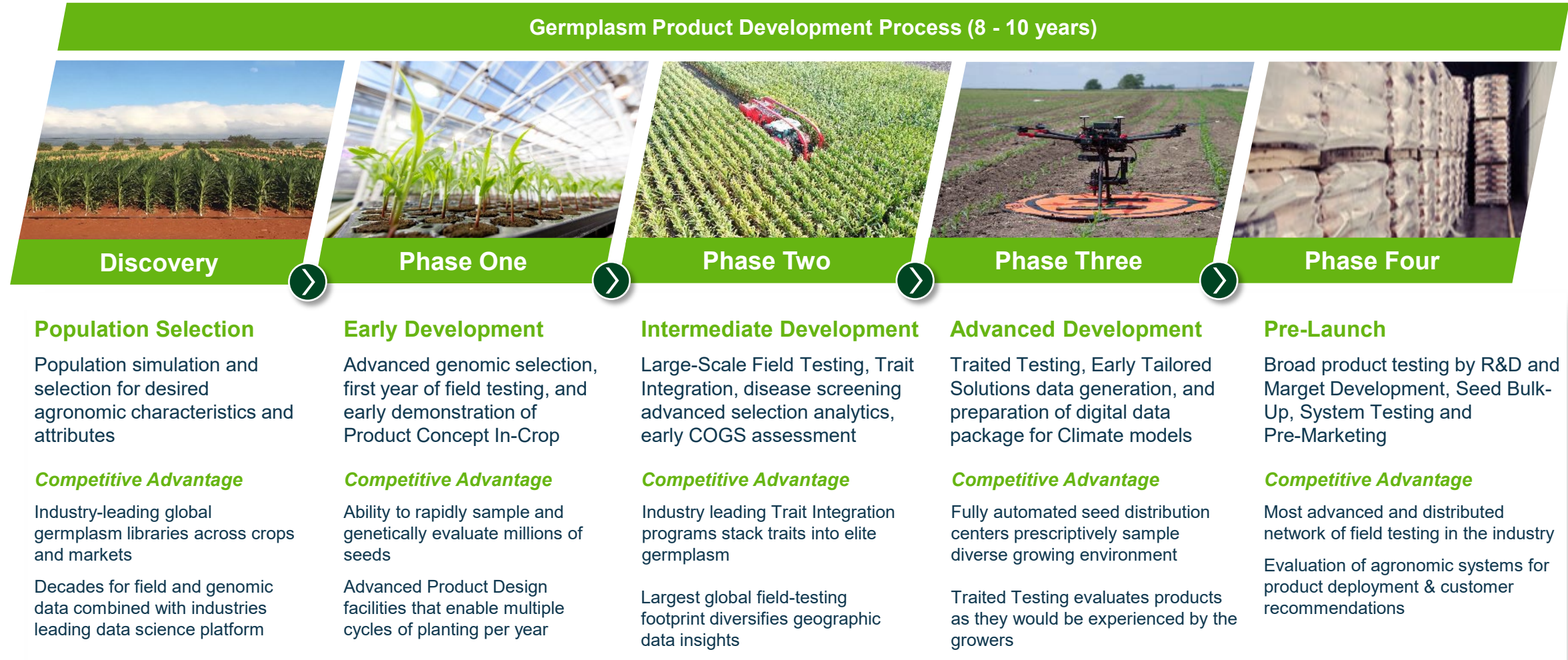
SEEDS & TRAITS		CROP PROTECTION		DIGITAL FARMING
Breeding	Biotech	Chemistry	Biologicals	Data Science
<p>> Leading germplasm libraries paired with advanced breeding and data science technology application</p> <hr/> <p>>3,500 unique field-testing locations</p> <hr/> <p>>500 deployments in 2022:</p> <ul style="list-style-type: none"> >250 in corn ~150 in soybeans >90 in vegetables >10 in cotton 	<p>> Leading protein optimization technology with extensive protein libraries</p> <p>> First-ever biotech trait for piercing and sucking insect control</p> <hr/> <p>>65 traits approved over last 27 years – reaching ~300m acres annually</p> <hr/> <p>~3bn datapoints generated by Precision Genomics team annually to deliver biotech traits and accelerate genetic gain</p> <hr/> <p>12 next-gen. traits in development</p>	<p>> Strong discovery platform for molecules with new modes-of-action and differentiated profiles</p> <hr/> <p>100% novel Mode of Action in early discovery</p> <hr/> <p>30-60 molecules selected for field trials per year</p> <hr/> <p>Expect ~90-100 new formulations to launch in the next decade</p> <hr/> <p>Launched 15 new actives in past 15 years</p>	<p>> Open Innovation Model to deliver innovative and sustainable solutions to growers</p> <hr/> <p>>40 assets under evaluation for new collaborations or in-licensing</p> <hr/> <p>>1,300 trials in 46 countries in 2022</p> <hr/> <p>2 Multi-year strategic partnerships with Ginkgo Bioworks and Kimatec</p> <hr/> <p>>60m acres in row crops, plus additional high value horticulture and vegetables acres</p>	<p>> #1 database of grower and field trial seed performance data in the industry</p> <hr/> <p>>115bn data points of product performance under real-world farmer management practices</p> <hr/> <p>>220m subscribed acres across 23 countries</p>

Scale and Leading Technology Drives New Seed Development

Enhancing the Breeding Process with Scalable Analytics, Automation and Improvements in Testing



Germplasm Product Development Process (8 - 10 years)





Annual Germplasm Upgrade Drives Sales Growth and Attracts Partners



High-Performing Seeds in Corn, Soybeans, Cotton and Vegetables Generating ~€10bn in Annual S&T Sales

CORN



- › Deployed **>250** new hybrids globally in 2022; offer **>1,500** hybrids globally¹
- › **>7 bu/acre U.S. yield advantage** with leading hybrids in like-for-like trait package hybrid comparisons²

SOYBEANS



- › Deployed **~150** new varieties in 2022; offer **>850** varieties in North America
- › Over last 4 years, RR2Xtend & Xtend Flex Soybeans saw a **2.9 bu/acre advantage**³ over Enlist™ E3 Soybeans

COTTON



- › Deployed **>10** varieties in 2022; offer **>30 Deltapine** varieties in the U.S.
- › U.S. lint/acre yield advantage with leading varieties; 2022 was **~70 lbs./ac advantage for Deltapine**⁴ vs. top-planted competitor varieties

VEGETABLES



Seminis® Orange Candy® SVMA6558

- › Deployed **>90** varieties in 2022; sell over **1,950** vegetable hybrids and varieties in **22** crops across **110** countries
- › Innovative varieties of fruits and vegetables can **help develop more sustainable and regenerative food systems** and increase access to essential nutrients

¹ Includes licensed and branded hybrids, >1,500 hybrids globally as of 2021; ² Annual yield advantage calculated each year by comparing 3 leading DEKALB products within each state having a minimum of 100 comparisons to national competitor products containing similar crop protection traits as of 2022. All comparisons are head-to-head using +/- 2RMs and weighted average calculated using 15% moisture; ³ Trials: (184 locations with 20 in 2019 (Roundup Ready® 2 Xtend), 57 in 2020 (Roundup Ready® 2 Xtend), 67 in 2021 (XtendFlex® Soybeans) and 40 in 2022 (XtendFlex® Soybeans) reporting data located with 22-IA, 24-IL, 23-IN, 11-KS, 1-KY, 7-MI, 30-MN, 10-MO, 1-MS, 5-ND, 17-NE, 15-OH, 1-OK, 11-SD, 4-PA and 2-WI,). Significant at P ≤ 0.10 LSD at 0.6 Bu/A as of 12/13/2022. Roundup Ready 2 Xtend or XtendFlex® soybeans planted with a farmer-selected (or in case of Bayer Trials, Bayer-selected) weed control program that may include dicamba, glyphosate, glufosinate and various residual herbicides. Enlist E3® soybeans planted with a farmer-selected (or in case of Bayer Trials, Bayer-selected) weed control program that may include glyphosate, Enlist One® herbicide, Liberty® 280 SL herbicide and various residual herbicides ⁴ Cotton 3-year average :2600 trials comparing top DP varieties within a region vs. the top 3 planted competitors based on market survey data (Kynetec).



Developing Novel Cash Cover Crop with Potential for Low-Carbon Renewable Feedstock in Growing Biodiesel Market

Bayer Acquires Majority Share (65%) in CoverCress Inc. (CCI)



Example: CoverCress seed fits in Bayer rotational corn/soy crop system

Unique Rotational Agronomic System to Deliver Renewable Fuels to the Market
3 Crops in 2 Seasons to provide growers sustainable benefits and new cash cover crop

PRECEON™ Smart Corn System

CoverCress System

HT4 Soy System



CoverCress

- **Low carbon intensity rotational cash crop** that can deliver many ecosystem benefits of a cover crop and attractive economics of an oilseed crop
- **Carbon sequestration** potential
- **Developed through gene editing and advanced breeding tools;** improved the oil profile, protein content and yield of field pennycress
- **Niche market in U.S. Midwest initially;** within draw area in proximity to crushing and refining facilities
- Expect to launch crush-ready **CoverCress product mid-2020's**

The Need

- Aviation and industrial transportation sector emissions reductions to come from sustainable low carbon intensity biofuels, due to lack of electrification options
- Expect demand for 6bn gallons of Renewable Diesel/Sustainable Aviation Fuel by 2030

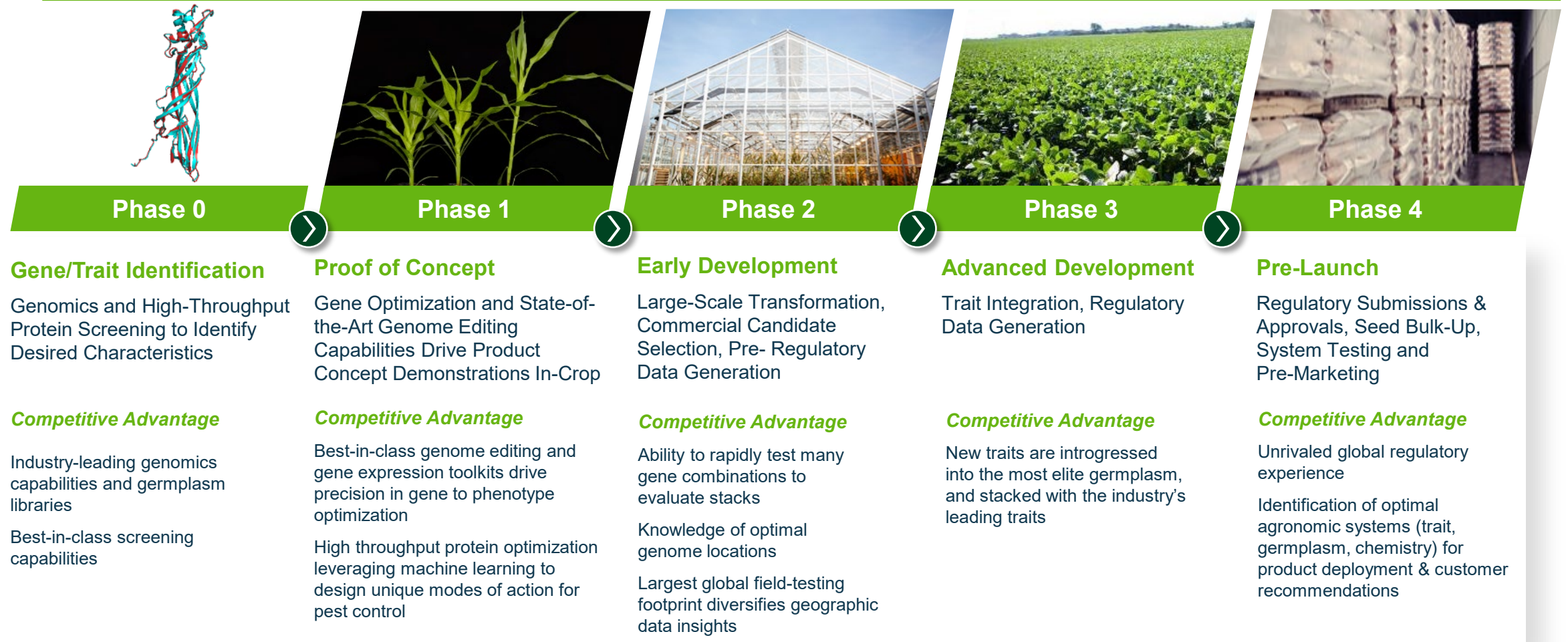
The Business Model

- Closed Loop Production Contract (i.e. Farmers will be paid a premium to produce CoverCress; Bunge delivers oil to Chevron to convert to Renewable Diesel/Sustainable Aviation Fuel; CoverCress receives value from crusher (i.e. Bunge))
- CoverCress ownership: Bayer 65%; Chevron and Bunge 35%

Scale and Expertise in Biotech Crop Development Leads the Industry



Biotech Trait Development Process (12-15 years)





Short-Stature Corn Offers Transformational Shift in Production via Smart Corn System

Phase 4 Breeding Approach in U.S. Ground Breaker Pilot in 2023; Biotech Approach in Phase 3



Key Features and Benefits of Short-Stature Corn



Reduced Crop Loss

- > Production stability with improved standability in high winds and challenging weather conditions
- > Annual yield losses due to stalk lodging in the U.S. range from 5% to 25%¹



Precision of Crop Application

- > Improved in-season crop access due to reduced height
- > Supports tailored solutions with precise in-season crop protection



Increased Environmental Sustainability

- > Potential to optimize use of key nutrients like nitrogen, as well as reducing land and water requirements
- > Shows promise in unlocking yield potential through increased opportunity to optimize crop inputs, planting densities, and field placement

Iowa 2020 Trials Following Derecho Windstorm



Spray Rig in Short-Stature Corn Plot
Jerseyville, IL August 2019



Poseyville, Indiana July 2021
Nitrogen Y-Drops for Precise In-Season Application



Anticipated Fit on >220m Acres and Incremental Peak Sales Potential of >€1bn for NA

¹ Purdue University (<http://www.extension.purdue.edu/ay/ay-262.html>)



Next Gen Soybean Herbicide Tolerance Traits to Provide Industry Leading Flexibility



Drives over €1bn Pipeline Value by Addressing Farmers' Herbicide Resistance Challenges

4th Gen. Herbicide Tolerance (HT4)

In Phase 3

Expected 2027 launch

- > Adds 2 additional Tolerances:
HPPD (Mesotrione) + 2,4-D



July 2022 | Jerseyville, Illinois

5th Gen. Herbicide Tolerance (HT5)

Advanced to Phase 3

- > Adds 1 additional Tolerance:
PPO



July 2022 | Monmouth, Illinois

Potential Opportunity Across

>180m

Soybean Acres

Always read and follow label instructions. Products not registered in all jurisdictions.




Industry-Leading Expertise in Chemical Crop Protection R&D

Designing Low Impact Chemicals to Safely & Sustainably Address Needs of Farmers and Society



Chemical Crop Protection R&D timeline (10-14 years)



Phase 0

Molecular Target & Hit Identification

AI-supported molecular target & hit identification toward selection of potent and safe molecules

Competitive Advantage

Powerful target-based discovery platform

Unique early safety assessment with *in vitro* tests and *in silico* prediction tools & models

Focus on novel Mode of Action & novel chemical spaces



Phase 1

Proof of Concept

Profiling of best candidates addressing market needs; Field trials; chemical & formulation optimization; mammalian & environmental toxicology assessment

Competitive Advantage

AI-supported design of molecules to create desired properties

World-class biology testing

Combined regulatory and chemical expertise allow early decisions to maximize probability of success



Phase 2

Early Development

Commercial candidate selection and product concepts; process development; pre-regulatory data generation

Competitive Advantage

Largest global field-testing footprint diversifies geographic data insights

Industry-leading formulation expertise with locations in Europe, NA, APAC

CoGs leadership ensured by cutting edge science and AI-supported synthesis and route design



Phase 3

Advanced Development

Commercial proof of concept, regulatory data generation

Competitive Advantage

Largest portfolio of assets and digital capabilities to define digitally enabled tailored solutions (CP, Breeding, Plant Biotech, Data Science)

Scientific and agronomic knowledge to design best resistance-breaking products



Phase 4

Pre-Launch

Regulatory Submissions & Approvals, Production, Application Optimization, Pre-Marketing

Competitive Advantage

Unrivaled global regulatory experience advising

Evaluation of agronomic systems for product deployment & customer recommendations



First New Herbicide Mode of Action in Post Emergence Weed Control in 30 years



New Herbicide Molecule



Project is currently in Phase 3



Glyphosate
Only



Mix Partner +
New Herbicide
Product concept
with new active



Potential to build on
#1 position in global herbicides¹



Allows use in **various market segments**,
beyond traditional nonselective use



Herbicide **tolerance trait** to be paired
with this **molecule currently** in discovery

¹internal estimates

Industry-Leading Technology for the Next Generation of Biologicals



4-6 Year Product Development Timeline

Partner of Choice to Bring the Next Generation of Biologicals to Growers



Expanding a World Class Biological Platform with Open-Innovation Strategy



Open Innovation Ecosystem



Robust asset evaluation for **in-licensing or distribution** of commercial or late stage products

January 2023

Commercialized



- > M2i: partner to supply fruit and vegetable growers around the world with **pheromone-based crop protection products**
- > Alpha bio control: **commercialized Flipper**
- > Scouting to meet **short to mid-term** portfolio needs



Extensive pipeline advancement through development of internal assets and co-development with selected partners

SeedGrowth
Corn Yield
Phase 3

SeedGrowth
Bird Repellent
Phase 3

- > Evaluating opportunities for **mid-term portfolio differentiation**
- > **Actively advancing** products in our pipeline
- > Establishing **preferred partners for co-development** and commercialization



Multi-year strategic research partnerships with technology leaders to develop proprietary portfolio of next generation biologicals

October 2022

February 2023



GINKGO
BIOWORKS



- > Ginkgo: 3-year collaboration on **nitrogen optimization, carbon sequestration, and next generation crop protection**
- > Kimatec: strategic partnership to accelerate the development and commercialization of **biological crop protection solutions and biostimulants**



Leaps[®] Breakthrough Technology Investments Expand R&D Reach

NuCicer added to Portfolio in 2022; 19 Distinct Investments in Sustainable Productivity and Improved Nutrition

Leap 03 / Reduce environmental impact of agriculture



Leap 07 / Provide next-generation healthy crops



Leap 08 / Develop sustainable protein supply



Leap 09 / Prevent crop and food loss



Companies shown by primary Leap but may have potential in further Leaps
For additional information on these and other Leaps by Bayer investments, please visit: <https://leaps.bayer.com/>



Climate FieldView Digital Tools Reach >220m Subscribed Acres

Climate Fieldview

- >220m subscribed acres
- #1 brand in digital ag¹
- Operates in 23 countries

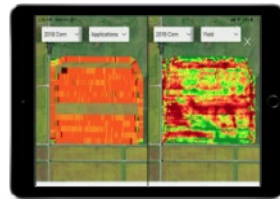


- Largest database of grower and field trial seed performance data in industry
- >80 partners on platform

In-cab Visualization



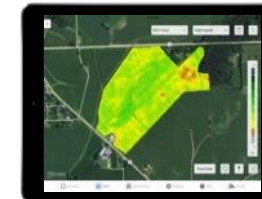
Performance Visualization



Performance Evaluation



Field Health Images



Prescription Delivery



¹According to Kynetec December 2021 FieldView Brand Tracker

¹According to Kynetec December 2021 FieldView Brand Tracker

Digital Farming Solutions Underpin and Enhance Our Ability to Bring Transformational Solutions



Our Vision for Digital Agriculture

Increase **yield** and improve **profitability**

Glean insights from data to help **manage risk** and address **variability**

Manage fields down to the square meter, to farm more efficiently and sustainably

Seamlessly collect, visualize and analyze data to enable **more informed decisions**

Three Core Value Drivers



Franchise Value



Downstream Value



Platform Value



Advancing Climate Smart Practices on Farm To Achieve Carbon Goals for Growers and Businesses; Creating New Revenue Stream

ForGround
by Bayer

Digital platform that helps farmers transition to climate-smart practices and connects growers, acres, and buyers to more meaningful opportunities.



Growers have access to tools, resources, discounts and financial benefits (through Bayer Carbon Program)



Companies have access to carbon assets and services powered by **FIELDVIEW** platform to support their sustainability goals

Our Commitment: 30% Reduction of Field Greenhouse Gas Emissions by 2030

Builds on Success with our Existing Bayer Carbon Program

~2,600 participating farmers | **10** countries covered | **~1.5m** acres globally

// Long-term program providing **annual incentives** to **FIELDVIEW** users, enrolled in the program, for verified and validated **climate-smart practices** like no-till and cover cropping

// Enables 3 Expected Downstream Revenue Opportunities in **>\$200bn/year** market¹

Carbon Services

Product Sales

Carbon Assets
first removals in NA in 2023

Creates new opportunities for growers and businesses alike



- > **First food value chain B2B** collaboration on ForGround platform spanning across Perdue's entire grain network
- > **Perdue grain farmers** may be **compensated** for adopting regenerative practices, allowing Perdue to decarbonize their supply chain



- > Supports Nori in **advancement of the carbon marketplace**
- > **Pave the way** for price discovery of carbon removal credits on the open market
- > Bayer Carbon Program grower payments will be reassessed in accordance with **carbon credit market price** fluctuations

¹ Source: <https://www.reuters.com/article/us-carbontrading-turnover/global-carbon-trading-turnover-at-record-214-billion-last-year-research-idUSKBN1ZN1RN>



Enabling New Digital Platforms in Ag; Two Examples

Opens Access to Participate in Broader B2B AgTech Value Pools;
Expanding into Digital Marketplaces



CROPSCIENCE

05 Digital Transformation



Orbia



Microsoft

Collaboration

- JV between Bayer, Bravium, Yara and Itau; Bayer with ~60% stake
- Connects growers, input providers and grain traders to a network to expand their reach, secure financing, redeem rewards **from Bayer's Impulso loyalty program**, purchase and sell inputs
- Established in 2019 in **Brazil**, later expanded to Argentina, Colombia and Mexico
- **~300 distributors** with inputs such as pesticides, seeds and fertilizers
- **>270,000** registered growers across LATAM
- Covers **~75% of planted area**

- Combines **Bayer's ag expertise** and leading digital farming platform with **Microsoft's cloud technology** and unrivaled B2B solutions, to enhance digital infrastructure
- **Cloud-based set of digital tools** and data science solutions for agriculture and adjacent industries
- Seeking to create and commercialize **off-the-shelf opportunities** for other companies **to enter and innovate directly in ag** and other industries.
- **Solutions** to address farming operations, **sustainable sourcing, manufacturing and supply chain improvement**, and **ESG monitoring** and measurement



The Next Frontier: Evolution to Digitally Enhanced System Solutions

Illustration: NA Smart Corn System Featuring Short Stature Corn

Crop System Solutions



Win
by being more grower centric



Tailored Solutions

Discrete Solutions

SEEDS & TRAITS	CROP PROTECTION	DIGITAL
	 	 Performance Transparency Yield Analysis

SEEDS & TRAITS	+	CROP PROTECTION	+	DIGITAL
	OR		OR	
		 		Field Level Hybrid Seed Placement & Density
 				Field and Zone Level Crop Protection Recommendations

SEEDS & TRAITS	+	CROP PROTECTION	+	DIGITAL
				Field Level Hybrid Seed Placement & Density
 				Field and Zone Level Crop Protection Recommendations
				Field Level Fertility Prescriptions
				Targeted Application Recommendations



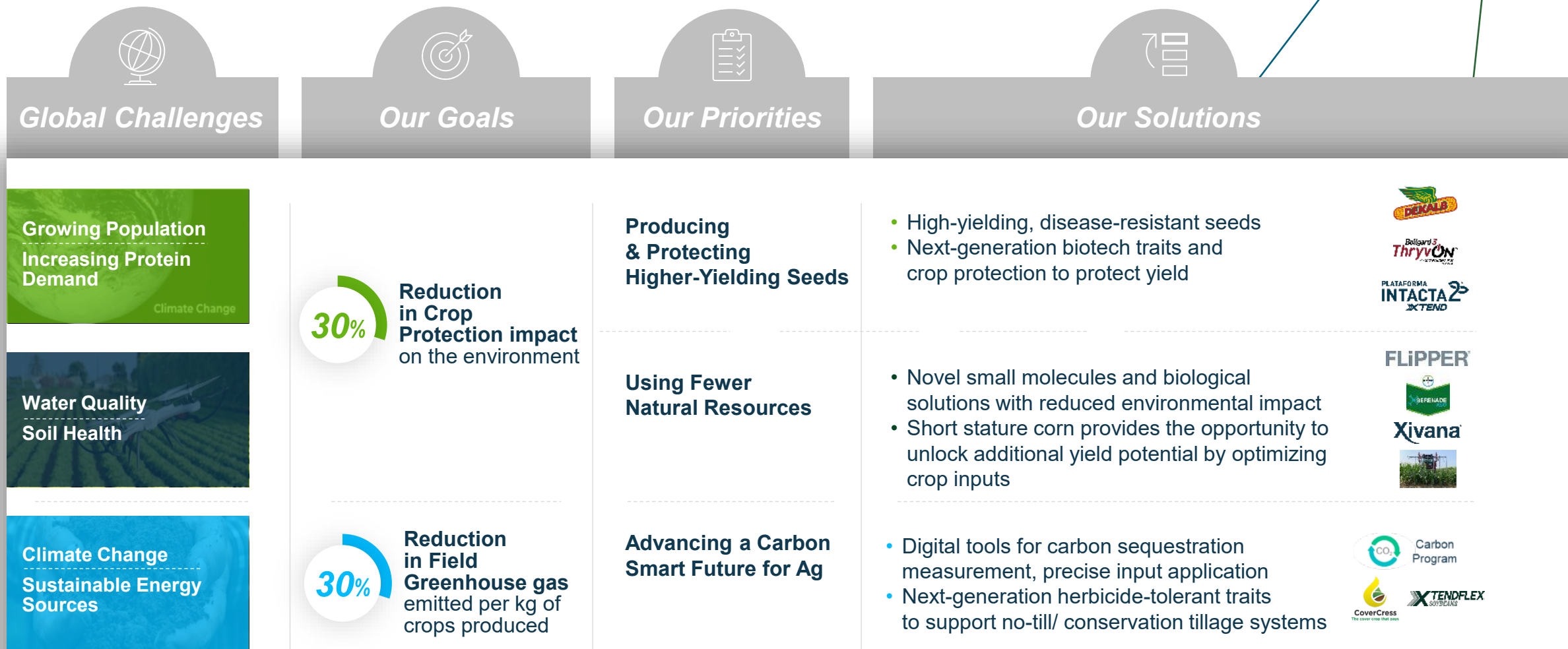
Increased Value from Digital Enhancements to Grow Share of Farm
Inputs to Outcomes

2022

2030

¹ Biotech approach in collaboration with BASF; ² VT4PRO™ with RNAi Technology corn products are expected to be commercially available for the 2024 growing season
Illustration: NA Smart Corn System Featuring Short Stature Corn

Innovative, Sustainable Solutions to Address Global Challenges



Solutions must serve growers large and small ▶ Empowering 100m smallholders by 2030



Science for a Better Life

Shaping the Future of Agriculture



01



Investment Case
May 2023 / Bayer AG



Crop Science: Seed & Traits and Digital R&D Pipeline

(Annual Update Feb 2023)

€21bn
PSP

	Phase I	Phase II	Phase III	Phase IV	PSP
CORN SEED & TRAIT	Corn Disease Shield - NA	5th Generation Lepidoptera Protection 5th Generation Herbicide Tolerance w/ (RHS2) Digital Disease Mgmt. – NA Seed Placement Digital Tool - NA	Short Stature Corn – Biotech Trait ³ 4th Generation Coleoptera Protection	Short Stature Corn – Breeding Approach 4th Generation Lepidoptera Protection Seed Density Digital Tool – EMEA Seed Density Digital Tool – LATAM	~€11bn
	Annual Germplasm Upgrades	Annual Germplasm Upgrades	Annual Germplasm Upgrades	Annual Germplasm Upgrades	
	Digital Disease Mgmt. - NA	Seed Placement Digital Tool – NA 4th Generation Insect Protection	3rd Generation Insect Protection 2nd Generation Soy Cyst Nematode resistance 4th Generation Herbicide Tolerance (HT4) (5 Tolerances – Adds 2, 4-D and HPPD) 5th Generation Herbicide Tolerance (6 Tolerances – Adds PPO)	Vistive Gold Xtend	
Annual Germplasm Upgrades Soybean Native Resistance	Annual Germplasm Upgrades Soybean Native Resistance	Annual Germplasm Upgrades Soybean Native Resistance	Annual Germplasm Upgrades Soybean Native Resistance		
Canola/OSR Digital Disease Mgmt. - NA	Wheat Digital Disease Mgmt. - EMEA	Canola Dicamba Tolerance Sugarbeets 2nd Generation Herbicide Tolerance ² Cotton 4th Generation Herbicide Tolerance (HT4) (5 tolerances – Adds 2, HPPD and PPO) Cotton 4th Generation Insect Protection	Lygus and Thrips Control (ThryvOn Technology) - Stewarded Commercial Launch	~€6bn	
Wheat Annual Germplasm Upgrades Wheat Disease Package Upgrades Cotton Annual Germplasm Upgrades Canola/OSR Annual Germplasm Upgrades Veg- Annual Germplasm Upgrades Rice Annual Germplasm Upgrades	Wheat Annual Germplasm Upgrades Wheat Disease Package Upgrades Cotton Annual Germplasm Upgrades Canola/OSR Annual Germplasm Upgrades Veg- Annual Germplasm Upgrades Rice Annual Germplasm Upgrades	Wheat Annual Germplasm Upgrades Wheat Disease Package Upgrades Cotton Annual Germplasm Upgrades Canola/OSR Annual Germplasm Upgrades Veg- Annual Germplasm Upgrades Rice Annual Germplasm Upgrades	Wheat Annual Germplasm Upgrades Wheat Disease Package Upgrades Cotton Annual Germplasm Upgrades Canola/OSR Annual Germplasm Upgrades Veg- Annual Germplasm Upgrades Rice Annual Germplasm Upgrades		

Breeding

Trait

Digital Model

advanced to next phase

Projects listed here and included in the peak sales potential by segment do not include projects funded by our LEAPS investments; includes all advancements made in FY'22, updated Feb'23

PSP = Peak Sales Potential, 50% incremental; Expected to reach 30% of PSP by 2032, 80% of PSP by 2037 and remainder in 2038+; **Note that products are excluded from the pipeline PSP typically the year following launch**

² In collaboration with KWS; ³ In collaboration with BASF; ⁴ "Other" category includes seeds and traits, such as cotton, canola, wheat, OSR, rice, vegetable seeds and sugarbeets, plus carbon and digital Models



Crop Science: Crop Protection R&D Pipeline

(Annual Update Feb 2023)

€9bn
PSP

	Phase I	Phase II	Phase III	Phase IV	Life Cycle Management ¹	PSP
SEED GROWTH ²			New Seed Treatment ✓ New Seed Treatment ✓			
					Plenexos ✓ ✓ ✓	
INSECT. FUNGIC.	New Fungicide ✓	New Fungicide ✓	New Fungicide ³ ✓ ✓ ✓		Luna Flexx ✓ Super Nativo ✓ ✓ Delaro Forte ✓	~€3bn
HERBICIDES	New AI Development New Herbicide ✓ New Herbicide ✓ ✓ New Herbicide ✓		New Herbicide ✓ ✓ ✓ New Herbicide ✓ New Herbicide ³ ✓		Non-Selective Glyphosate LCM ✓ Selective Merlin Flexx / Adengo LCM ✓ Balance Flexx LCM ✓ Convintro ✓ New over-the-top herbicide ✓ Mateno Complete ✓ Council Family ✓ Ronstar One ✓ Mesosulfuron LCM ✓	~€4bn

✓ Corn ✓ Soybeans ✓ Fruits and vegetables ✓ Cereals, oilseed rape, sugarbeets, cotton and rice 🌿 Biological 🧬 Small Molecule

¹ Shown here is a subset of Bayer's total life cycle management activities; focused on new formulation developments which have the potential to bring significant innovation to customers compared to currently marketed product; Products shown may not yet be fully registered in all jurisdictions; includes all advancements made in FY'22, updated Feb'23; ² SeedGrowth is currently reported within other SBEs; ³ 3rd party collaboration
 PSP = Peak Sales Potential, 50% incremental; Expected to reach 30% of PSP by 2032, 80% of PSP by 2037 and remainder in 2038+; **Note that products are excluded from the pipeline PSP typically the year following launch.**
 ■ advanced to next phase Selection of projects listed here and included in the peak sales potential by segment do not include projects in early research or discovery



Science for a Better Life

Pharmaceuticals: Driving Continued Long-term Growth



02



Investment Case
May 2023 / Bayer AG





Pharmaceuticals: Driving Continued Long-Term Growth

01



Market & Position

02



Strategy

03



Growth Drivers

04



Innovation



Pharma Is An Attractive And Dynamic Market With Significant Opportunities Ahead



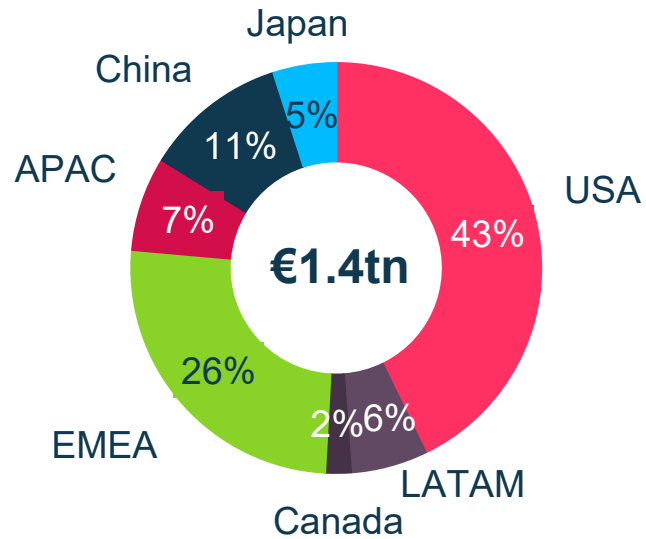
PHARMA

01 Market & Position



Global Pharmaceuticals Market

Market Size 2022e¹



Market CAGR 2022-26e¹



~5%



Trends and Challenges



Disruptive medicines from breakthrough science



Shift from **treatment to prevention** and potential cure



Loss of exclusivity



Pressure on **pricing**



Declining R&D productivity



Increased pressure for value and real-world evidence

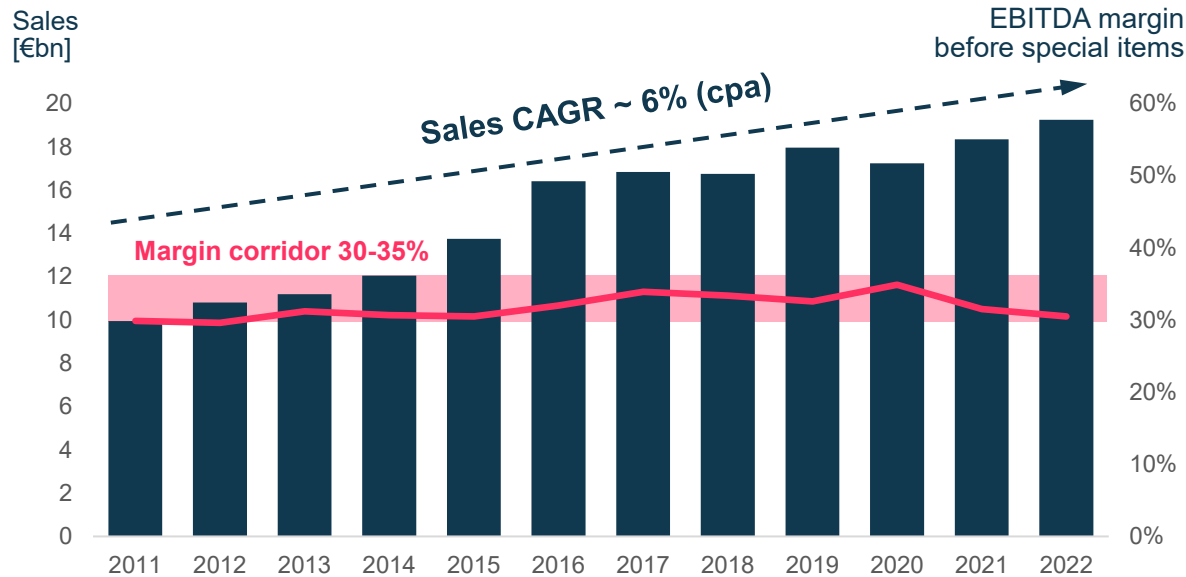
¹ Source: IQVIA Market Prognosis as of September 2022



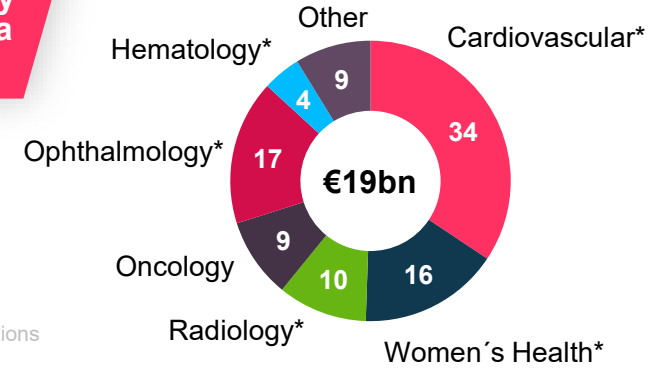
Bayer Holds Strong Positions In Areas Of High Unmet Medical Needs, Generating Attractive Returns

Bayer Pharmaceuticals Sales and EBITDA margin before special items 2011-2022¹

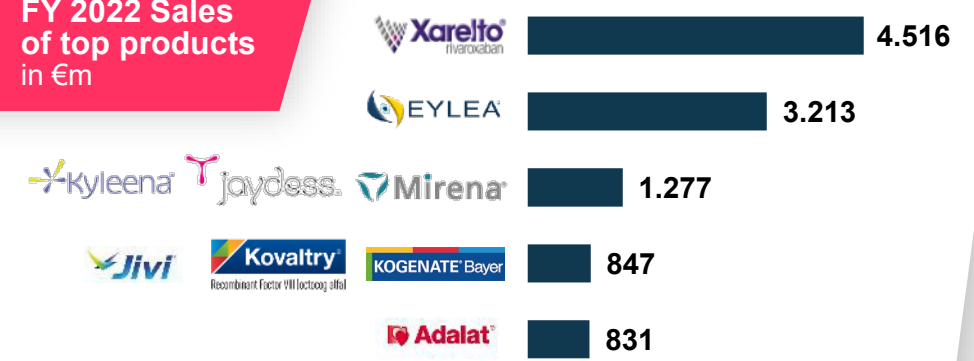
● Sales
● EBITDA margin before special items



FY2022 Sales by therapeutic area in %



FY 2022 Sales of top products in €m



¹ As reported in the respective fiscal years

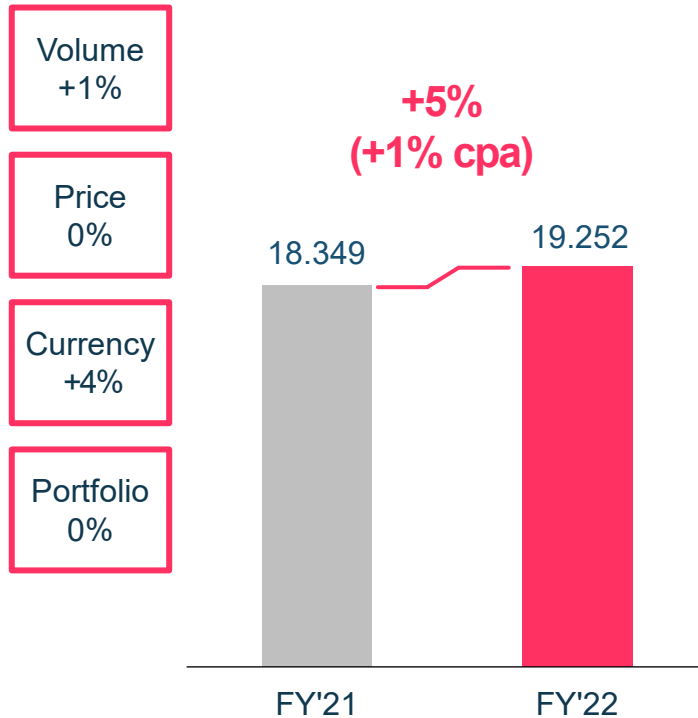


New Products Nubeqa and Kerendia Continue to Gain Momentum



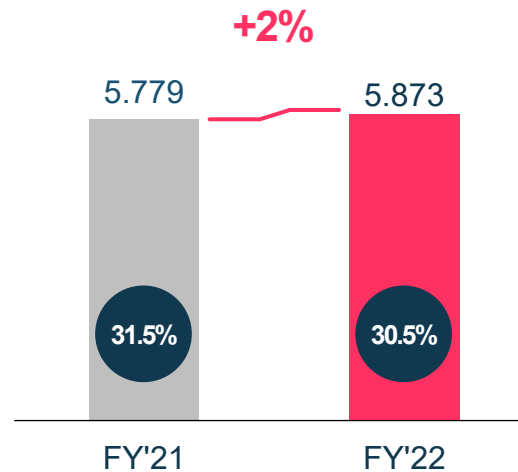
Sales

In million €, Δ% yoy



EBITDA

In million €, before special items



Key Messages

- Nubeqa (+97%) topline doubled to ~€470m, strong launch for Kerendia (>€100m)
- Eylea (+9%) with continued growth across regions
- Xarelto (-6%) impacted by VBP¹ China, pricing pressure in UK and loss of exclusivity in Brazil
- Prior year including non-recurring Adempas milestone of €190m
- Earnings impacted by cost inflation (~€600m)
- Margin in line with prior year and guidance excluding significant dilution from foreign exchange rates (-110 bps)

EBITDA Margin before special items, cpa = currency and portfolio adjusted

Sales growth rates in Key Messages cpa = currency and portfolio adjusted

¹VBP: volume-based procurement

Our Strategy is Geared Towards Continued and Sustainable Long-term Growth



> **Capture the value** of the current portfolio and **manage LoE** for Xarelto & Eylea



> **Grow new potential blockbuster**s



> **Build digital health solutions**



> Capitalize on **Cell & Gene therapy platform**



> **Build an at scale player** in oncology in our areas of focus









> **Evolve regional strategies in China and the US** to sustain future growth

Over the Last Three Years we Launched Four New Drugs and Strengthened Pipeline and Technologies



Main Building Blocks of Post LoE Growth

<p>Late-stage Pipeline in CV & WH</p>	 <p>Verquvo¹ (vericiguat) tablets 2.5 mg, 5 mg, 10 mg PSP ~ €0.5bn launched in 2021</p>	 <p>Kerendia[®] finerenone PSP >€3bn launched in 2021</p>	<p>Asundexian PSP >€5bn potential launch in 2026</p>	<p>Elinzanetant (KaNDy NT-814) PSP >€1bn potential launch in 2025</p>
<p>Oncology</p>	 <p>NUBEQA² (darolutamide) 300 mg tablets PSP >€3bn launched in 2019</p>	 <p>VITRAKVI[®] (larotrectinib) 25-mg/700-mg CAPSULES 20-mg/ml ORAL SOLUTION PSP > €0.75bn launched in 2019</p>	<p>Pipeline eg. EGFRexon20 inhib., ATR inhib., TTCs</p>	
<p>Cell & Gene Therapy Platform</p>	<p>C&GT platform expected to deliver significant sales contributions from ~2025 onwards</p>		 <p>AskBio</p>	 <p>BlueRock Therapeutics</p>
<p>External Innovation and BD&L</p>	<p>>40 BD&L transactions signed since 2020 Enhanced focus on external innovation to replenish pipeline</p>			

¹ In collaboration with Merck & Co. Inc., Kenilworth, NJ, USA ² In collaboration with Orion Corporation
PSP = Peak Sales Potential

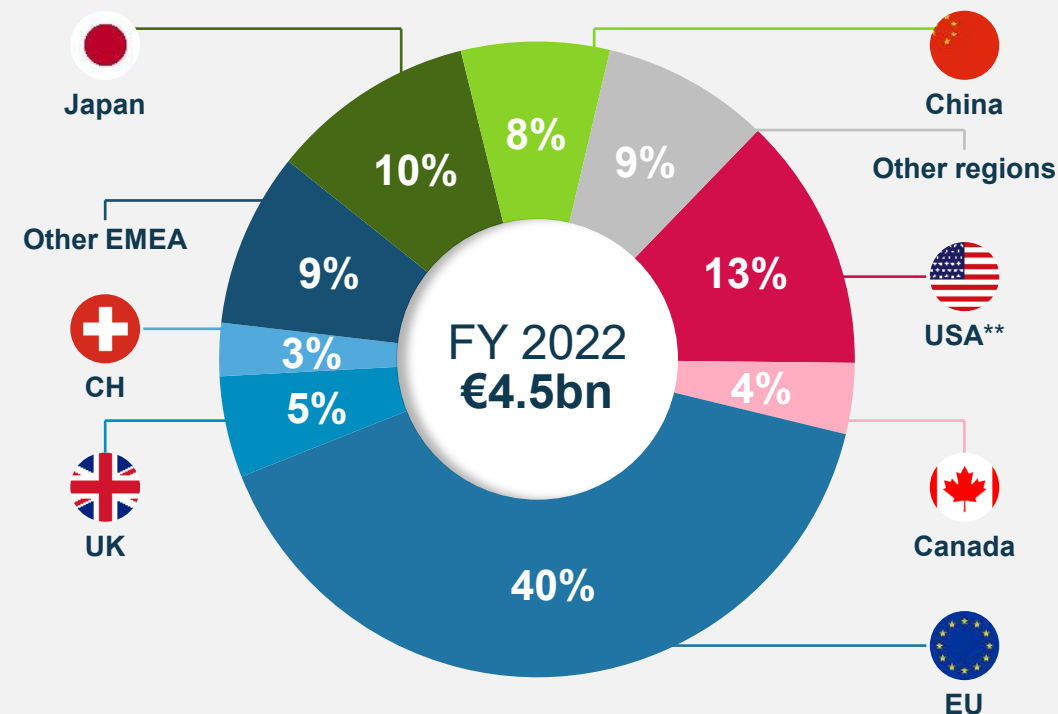
Xarelto's Main Patent Expirations* and Losses of Exclusivity (LoE)



- Compound patent
- Once-daily use patent

* Additional IP rights with later expiration dates exist in some countries; ** Bayer royalty income; *** Gx entry on once-daily patent

Xarelto sales by main markets in 2022

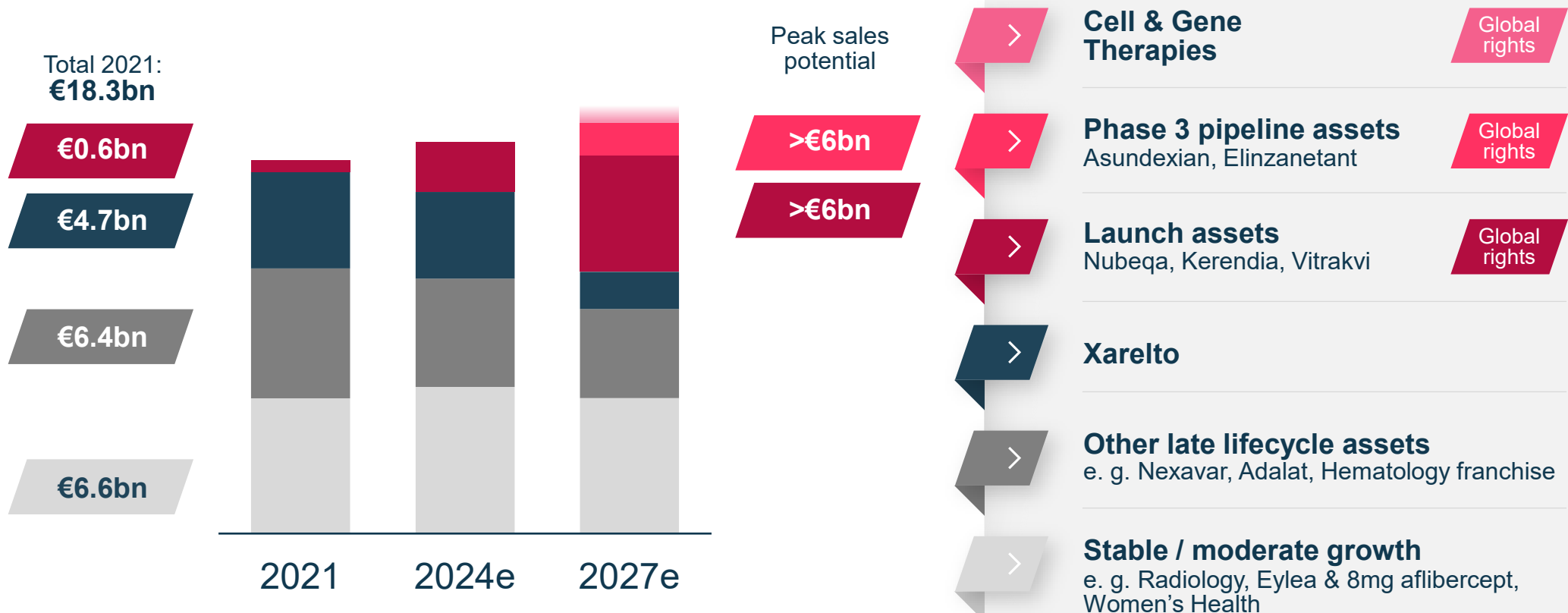




Launch Assets And Late-stage Pipeline Expected to More than Offset LoE and Drive Long-Term Growth



Projected Sales Bayer Pharmaceuticals (indicative)





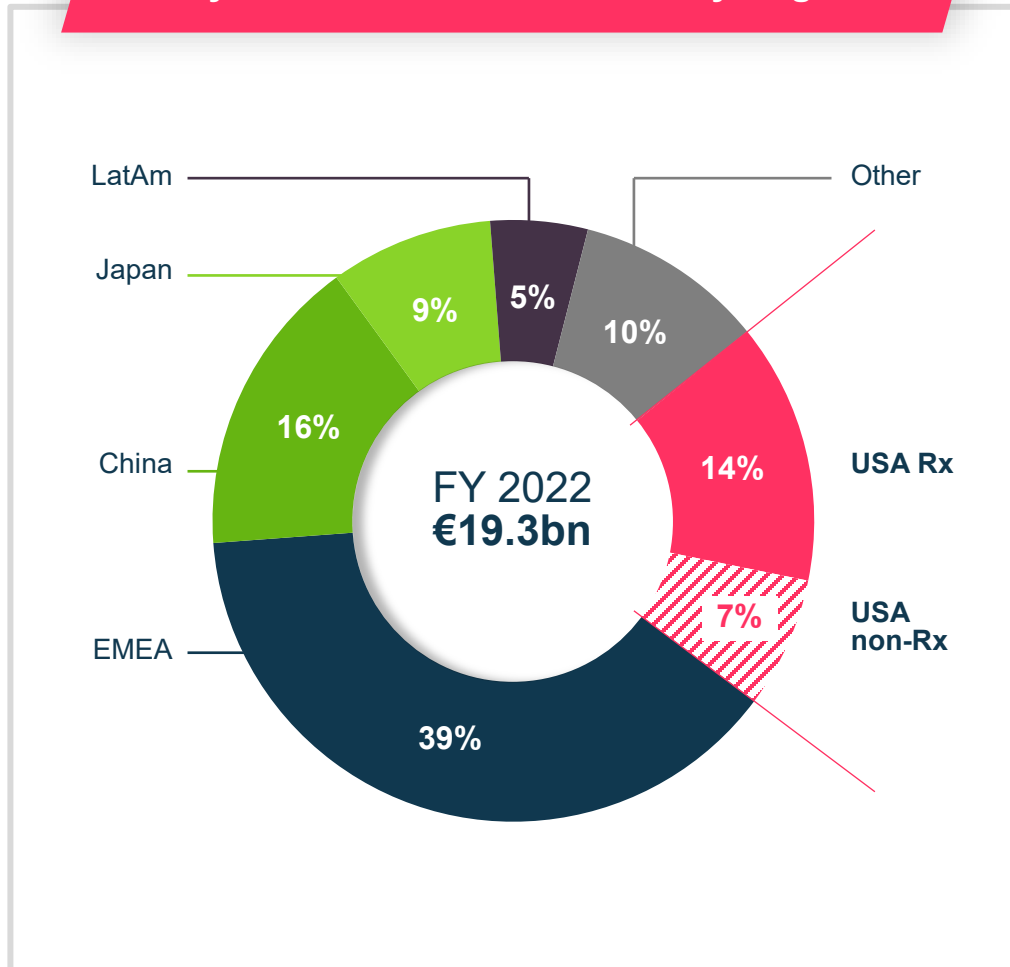
Nubeqa & Kerendia Driving Growth of our Innovative Medicines Business in the US



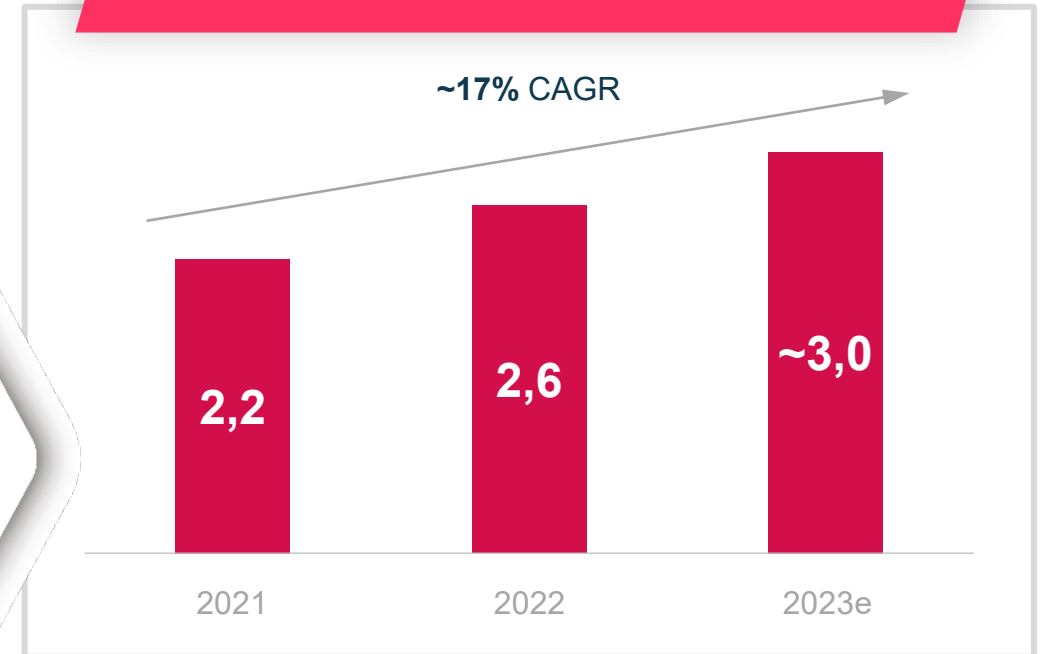
PHARMA

02 Strategy

Bayer Pharmaceuticals Sales by Region



Sales of Rx Pharma US €bn



// Market share of Nubeqa in the US expanded to >30% in nmCRPC, being #2 in nmCRPC already

// Re-entering cardio-renal with Kerendia & Verquvo: significant investments made to build up an appropriate marketing and sales organization, headcount increased by ~50% in past 3 years


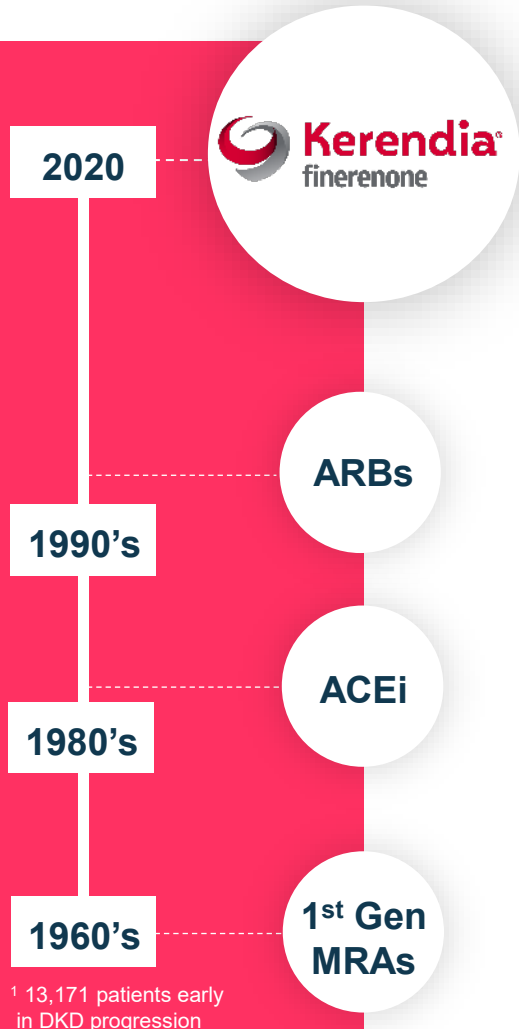


Kerendia is a Game Changer for CKD and Type 2 Diabetes Patients



PHARMA

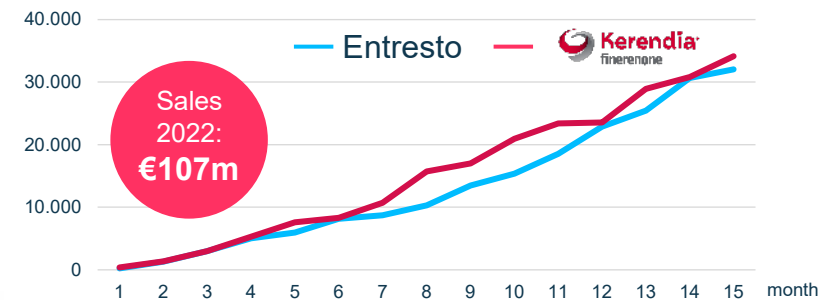
03 Growth Drivers



Next milestone in renal disease treatment, continuing our RAAS-centric treatment history

- > Largest clinical program with unparalleled data¹
- > Novel MOA intensifies RAAS inhibition (gold-standard for treatment)
- > Treatment continuity for HCPs with trust in RAASi for CV and kidney outcomes
- > Characteristics of CKD/T2D
 - // 160m patients globally
 - // Shortens life expectancy by 16y
 - // #1 cause for dialysis/transplants

Successful launch trajectory – US TRx development



- // Continued US market uptake
 - // One of the strongest launch dynamics in CV despite initial COVID restrictions
 - // Reimbursed access for majority of commercially insured and Medicare Part D patients
 - // Recommended by ADA, AACE and KDIGO

Phase III trials in 2 additional indications (HFpEF, non-diabetic CKD) with results in 2024/26



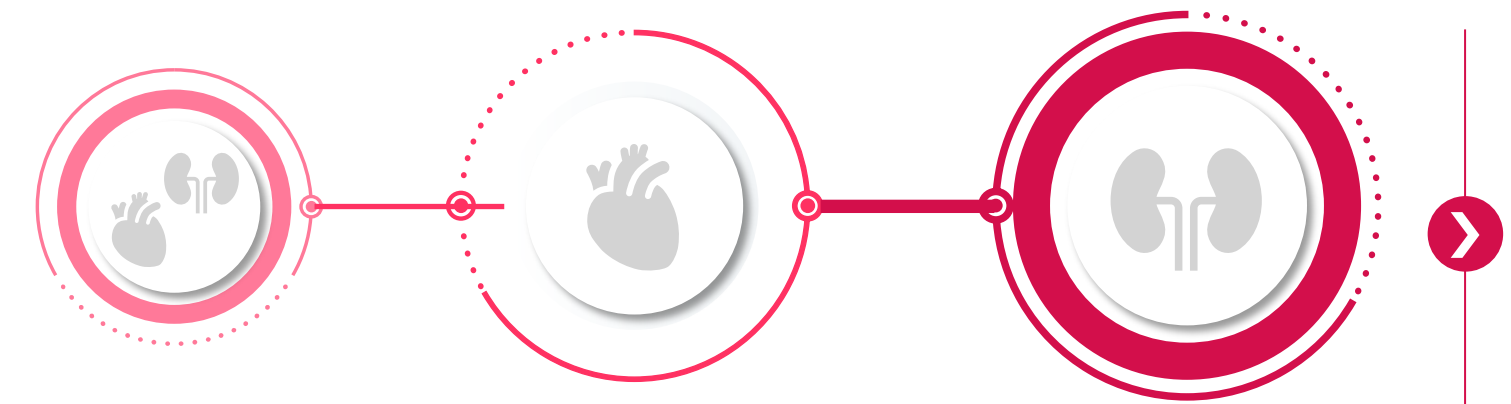
Kerendia Sets the Stage for a Long-Term Cardio-Renal Vision



Need for RAASi intensification

Need for earlier use in disease progression

Need for disease modification and outcomes



Peak sales potential >€3bn

Establish Kerendia as the next gen RAASi for CKD/T2D

Heart failure (HFpEF)

Non-diabetic CKD

Phase III studies:

FIDELIO-DKD
FIDELITY
FIGARO-DKD
 (2020/2021)

FINEARTS-HF
 (2024E)

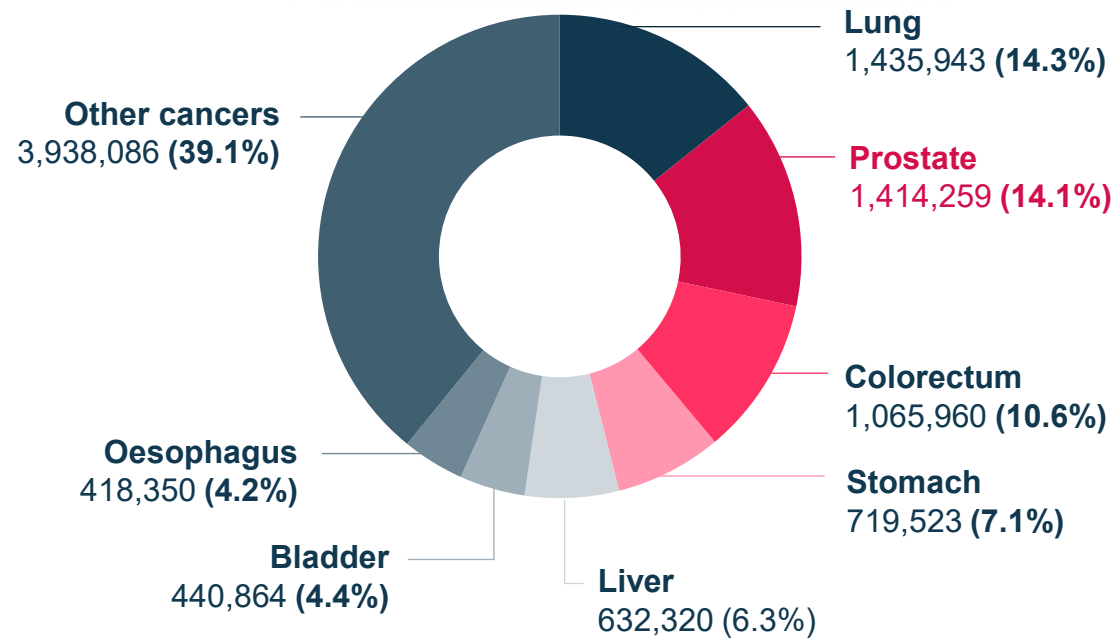
FIND-CKD
 (2026E)



Prostate Cancer is at #2 Of the Most Common Cancer Types in Men Worldwide



Estimated number of new cases in 2020, worldwide, males, all ages



Characteristics of Prostate Cancer

Usual onset: age >50 years

Diagnostic method:

- // PSA testing
- // Tissue biopsy
- // Medical imaging

Prognosis:

- // Long-term survival in early-stage
- // Significant higher morbidity in late-stage

Source: International Agency for Research on Cancer, <https://gco.iarc.fr/today/online-analysis-table>



We Are Committed to Make Nubeqa Available to a Broad Spectrum of Prostate Cancer Patients



PHARMA

03 Growth Drivers

Patient progression in prostate cancer

~10-15 years

	(Neo-)Adjuvant early-stage	Nonmetastatic mid-stage		Metastatic late-stage	
G7 Drug treated epidemiology estimates⁵:	~145k	BCR ⁴ ~86k	nmCRPC ³ ~47k	mHSPC ² ~76k	mCRPC ¹ ~150k
Darolutamide (Nubeqa) Phase 3 study program:	DaSL-HiCap 2028	ARASTEP (ARAMON)* 2028	ARAMIS <input checked="" type="checkbox"/> 2019	ARASENS <input checked="" type="checkbox"/> 2022	ARANOTE (ARASEC)* 2025



ARi's⁶ moving into earlier segments

¹ Metastatic castration resistant prostate cancer ² Metastatic hormone sensitive prostate cancer ³ Non-metastatic castration resistant prostate cancer ⁴ Biochemical relapse ⁵ 2030 Treated Estimates G7: US, EU5, JP ⁶ Androgen receptor inhibitor

* Not label generating; supports ARASTEP/ARANOTE submission



Nubeqa Has the Chance to Become a Foundational Prostate Cancer Treatment



PHARMA

03 Growth Drivers

Efficacy

// Highly efficacious ARI¹

// Very consistent set of data from two Phase 3 studies

// First to show more than 30% risk reduction of death in nmCRPC and mHSPC

Safety

// Well tolerated safety profile

// Limited potential for drug-interactions

// Early data indicate limited blood-brain barrier penetration

Lifecycle Management

// Approved in nmCRPC in the US (2019), Europe + Japan (2020) and China (2021)

// Combination opportunities

// Approved in mHSPC in the US in 2022

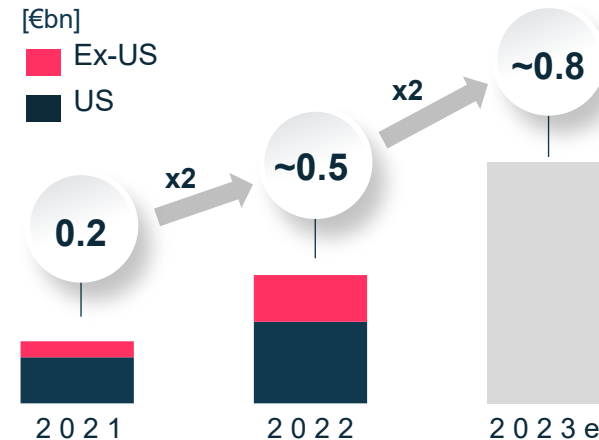
// Become agent of choice in prostate cancer

Sales

[€bn]

■ Ex-US

■ US



2022

// Sales more than doubling

// Expanding US market share to >30% in nmCRPC

// US label extension in August 2022 to treat patients with mHSPC

Sales drivers 2023

// Continued market share gains in nmCRPC

// mHSPC approvals in EU, JP, CN and other major regions

// Potential to become foundational drug across prostate cancer indications



Peak sales potential

>€3bn

¹ Androgen receptor inhibitor



Strong Aflibercept 8mg Data Reinforce Leading Clinical Profile of Eylea Franchise

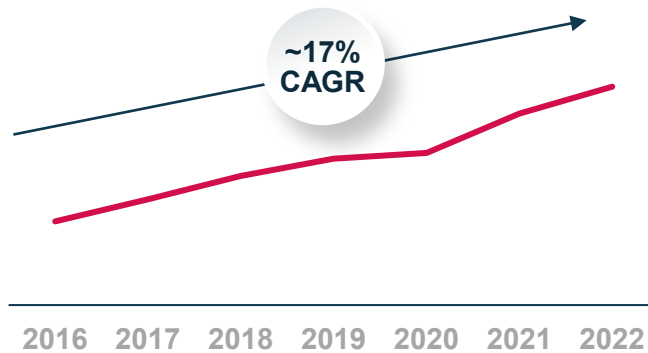


PHARMA

03 Growth Drivers

Leading medicine in wAMD and DME treatment

Eylea Volume Development (vials + prefilled syringes)



Share in ex-US markets
~60%

- // Gold standard in efficacy and safety
- // High competitive hurdle: >8 million of treated years for patients and physicians
- // First biosimilar launches expected in 2023 (CA , JP)

Unparalleled clinical data further raising the bar

Aflibercept 8mg

Aflibercept 8mg Injection	Share of patients maintaining on dosing interval ⁽¹⁾	
	Photon (DME)	PULSAR (wAMD)
every 12 weeks	91%	79%
every 16 weeks	89%	77%

¹⁾ Comparator arms: Eylea every 8 weeks

- // Significant prolongation of injection intervals without compromising efficacy and safety
- // Set to become new standard of care despite increasing competitive dynamics
- // Submissions in major markets in 2023, launch by 2024

Commercial potential substantially strengthened

DME: diabetic macular edema; wAMD: wet age-related macular degeneration



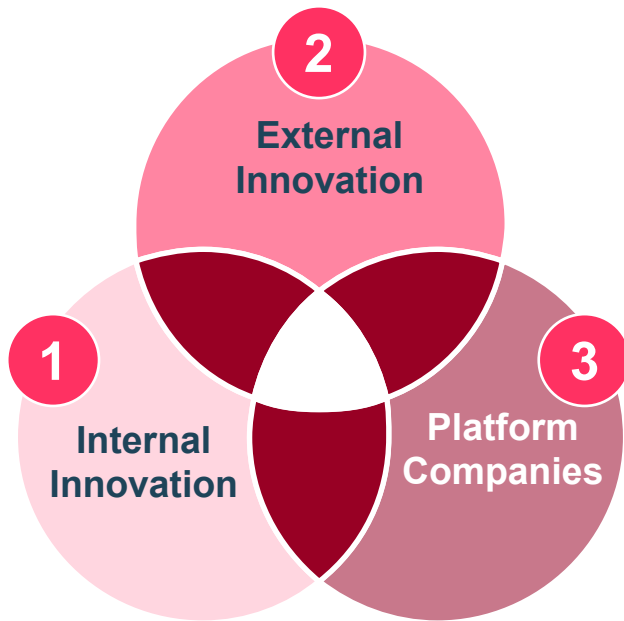
Our Innovation Engine is Delivering



PHARMA

04 Innovation

Bayer R&D Operating Model



1 Global R&D organization



2 Collaborations, in-licensing, M&A



3 CGT SMOL



Committed and experienced new leadership team



Advancing leading cell and gene therapy business



World leading science added through new platforms



Unlocking value for patients in the highest need areas

Elinzanetant's Unique Clinical Profile Can Offer a Transformative Approach for the Treatment VMS



Typical vasomotor symptoms (VMS) during menopause



Sleep disturbance



Hot flashes



Night sweats

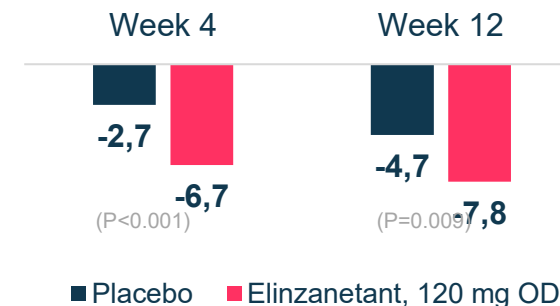
About 16m women in the U.S. and another 16m in Europe suffer from menopause symptoms



Elinzanetant

- // A first-in-class, non-hormonal, once-daily, oral neurokinin-1,3 receptor antagonist
- // Differentiated, double mode of action
- // Well tolerated - no serious AEs related to treatment
- // Efficacy data compare well with BSC
- // Four Phase III studies (OASIS-1 – OASIS-4)

Reduction in moderate/severe VMS per day from baseline (Phase IIb results)



Phase III data expected in H2 2023

Potential launch: 2025



Peak sales potential

>€1bn

Significant Progress Has Been Achieved In Anti-coagulation Therapy But Medical Need Still Exists

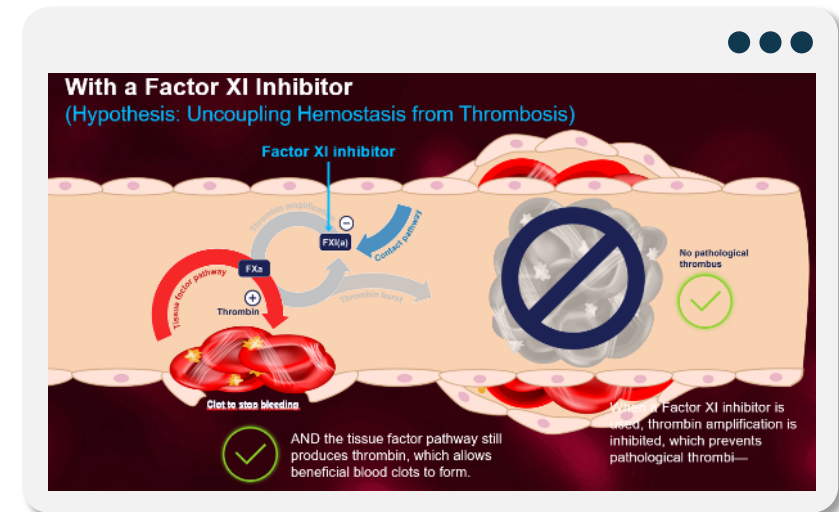


// Heparin and VKAs were the only anticoagulants available for most of the 20th century

// Guidelines now prefer NOACs over VKAs for many indications

Need remains for anticoagulants with reduced bleeding risk in specific patient populations:

- // ~40% of eligible patients with atrial fibrillation un(der)treated due to actual/perceived bleeding risk
- // More effective antithrombotic strategies (beyond antiplatelet therapy alone) for the prevention of stroke and other major vascular events in patients with prior stroke





Landmark Phase III Program Started with Oral Factor XI(a) Inhibitor Asundexian



PHARMA

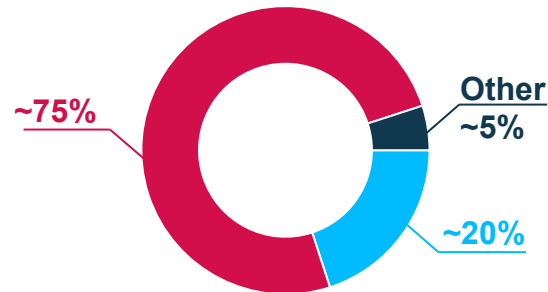
04 Innovation

Market

Ischemic Stroke by types

Non-cardioembolic

- // ~9m diagnosed patients in key 7 markets
- // Standard of care: Single/Dual APT



Cardioembolic

- // ~13m diagnosed AF patients in key 7 markets
- // Standard of care: DOACs (or VKA)
- // ~40% of eligible patients un(der)treated

Asundexian characteristics

- // Potential first-in-class, once-daily, oral small molecule FXIa inhibitor
- // New potential treatment in thrombosis prevention
- // Broad Phase II study program PACIFIC confirmed consistent safety and near maximum FXIa inhibition

Phase III OCEANIC Program

OCEANIC AF

- // Asundexian vs. Apixaban in atrial fibrillation
- // FPFV in December 2022



OCEANIC STROKE

- // Asundexian + APT in acute non-cardioembolic ischemic stroke or high-risk TIA vs. Placebo
- // U.S. FDA Fast Track Designation granted for both indications



Phase III data expected in H2 2025

Potential launch: 2026



Peak sales potential

>€5bn

AF: Atrial fibrillation; APT: Antiplatelet therapy; DOAC: Direct oral anticoagulant; FPFV: First patient first visit; SAPT: Single antiplatelet therapy; TIA: transient ischemic attack; VKA: Vitamin K Antagonist

Advancing Leading CGT Platform with Strong Clinical Pipeline

> Diverse tech platforms and capabilities

- // AAV platform (AskBio and Bayer established)
- // BlueRock's PSC
- // CAR-T
- // Gene-editing (+ Mammoth)

> CDMO business with strong momentum

> Industry leading CGT clinical pipeline

- // 7 clinical projects
- // >15 projects at pre-clinical stage

Example: Two-pronged approach to deliver transformative therapies to treat Parkinson's



- ✓ First results expected from Phase I cell therapy study DA-01¹ in Parkinson's disease in H2 2023



- ✓ Ongoing recruitment and evaluation of patients in the US for AskBio's Phase 1b clinical study to assess safety and preliminary efficacy



¹ Pluripotent stem cell-derived dopaminergic neurons
 Photo: Dr. Viviane Tabar, Chair of the Department of Neurosurgery, Memorial Sloan Kettering Cancer Center



Pharmaceuticals – Pipeline Overview¹ (as of Apr 26, 2023)



PHARMA

04 Innovation

Phase 0 ²	Phase I	Phase II	Phase III
DGKalpha Inh (BAY 2862789)	Elimusertib (ATR Inhibitor) (BAY 1895344)	Regorafenib (combi Nivolumab) (BAY 734506) // Solid tumors (recurrent or metastatic)	Copanlisib (PI3K Inhibitor) // Non-Hodgkin Lymphoma (CHRONOS-4)
PSMA TAC (BAY 3546828)	AhR Inhibitor (BAY 2416964)	Asundexian (FXIa Inhibitor) (BAY 2433334) // Major Adverse Cardiac Events Prevention (PACIFIC-AMI)	Darolutamide (AR Inhibitor) // Prostate Cancer (mHSPC) (ARANOTE) // Adjuvant Prostate Cancer (DASL-HiCaP)
PSMA SMOL TAC (BAY 3563254)	mEGFR Inhibitor (BAY 2927088)	Adrenomedullin Pegol (PEG-ADM) (BAY 1097761) // Acute Resp. Distress Syn. (ARDS) (SEAL)	Finerenone (MR Antagonist) // Heart Failure (HFmr/pEF) (FINEARTS-HF) // Non-diabetic CKD (FIND-CKD)
VVD Keap1 Act (BAY 3605349)	DGKzeta Inhibitor (BAY 2965501)	Zabedoseritib (IRAK4 Inh.) (BAY 1834845) // Atopic Dermatitis (DAMASK)	Vericiguat (sGC Stimulator) // Heart Failure (HFREF) (VICTOR ³)
VVD STAT3 Inh (BAY 3630914)	CCR8 Ab (BAY 3375968)	Gadoquatrane (High Relaxivity Contrast Agent) (BAY 1747846) // Magnetic Resonance Imaging (HRCA-PAT)	Asundexian (FXIa Inhibitor) // Stroke Prevention in Atrial Fibrillation (OCEANIC-AF) // 2 ^o Stroke Prevention (OCEANIC-STROKE)
SEMA 3a (BAY 3401016)	Congestive Heart Failure Gene Therapy (AB-1002 formerly NAN-101)	Runcaciguat (sGC Activator) (BAY 1101042) // Non-prolif. Diabetic Retinopathy (NPDR) (NEON-NPDR)	Elinzanetant (Neurokinin-1,3 Rec Antagonist) // Vasomotor Symptoms (OASIS)
Anti-coagulant (BAY 3389934)	sGC Activator Oral (BAY 3283142)		
Next Generation Liver MRI (BAY 3393081)	Anti-a2AP (BAY 3018250)		
	sGC Activator Inhale (BAY 1211163)		
	Bemdaneprocel (Parkinson's Disease Cell Therapy) (BRT-DA01)		
	Parkinson's Disease Gene Therapy (AB-1005 formerly AAV2-GDNF-PD)		
	Multiple System Atrophy Gene Therapy (AB-1005 formerly AAV2-GDNF-MSA)		
	Pompe Disease Gene Therapy (ACTUS-101)		
	Huntington's Disease Gene Therapy (BV-101)		
	LGMD2i Gene Therapy (LION-101)		
	GPR84 Antagonist (BAY 3178275)		

- Oncology
- Cardiovascular*
- Neurology / Rare Diseases
- Immunology & Inflammation
- Others

- New molecular entity
- Life cycle management

- Antibody
- Biologic
- Cell Therapy
- Contrast Agent
- Gene Therapy
- Radiotherapy
- Small Molecule

Submissions

- Aflibercept 8MG**
// EU, JP, US⁴: Diabetic Macular Edema (DME)
- // EU, JP, US⁴: Neovasc. Age-rel. Macular Degen. (nAMD)

Full pipeline package available for download under:

<https://www.bayer.com/en/pharma/development-pipeline>

* Including Precision Cardiovascular, Nephrology & Acute Care

¹ Bayer and partner sponsored + 3rd party label enabling studies with first patient first visit ² Pre-clinical selected assets on path to IND ³ Conducted by Merck & Co ⁴ US submission made by Regeneron



Science for a Better Life

Driving Sustainable Outperformance in Consumer Health



03



Investment Case
May 2023 / Bayer AG





Driving Sustainable Outperformance in Consumer Health



01



Market & Position

02



Strategy

03



Sustainability



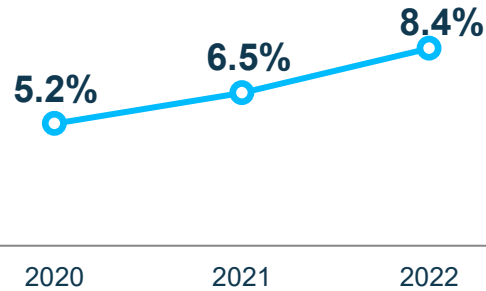
Consumer Health: A Leading Global OTC Player



FINANCIALS

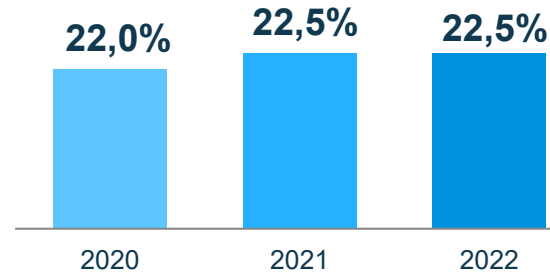
Sales development

% yoy cpa



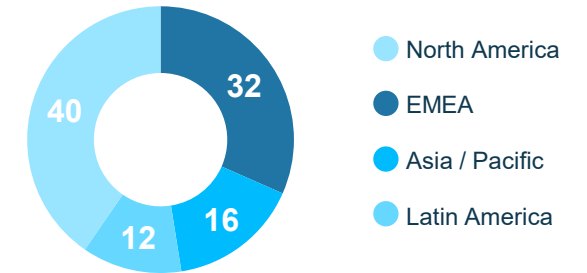
EBITDA margin development

In %, before special items



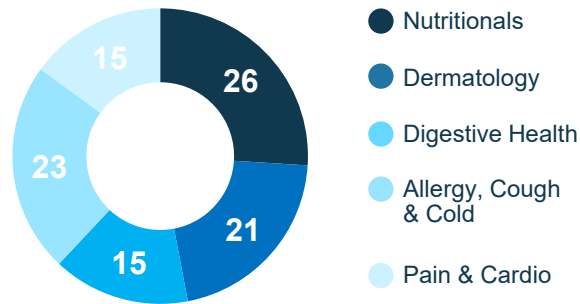
Sales by region: €5.3bn

In %, in 2022

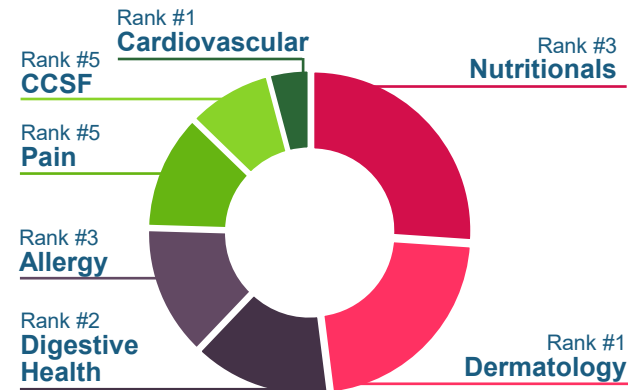


Sales by categories: €5.3bn

In %, in 2021



Market positions by category¹



Key Products

Pain & Cardio



Dermatology



Digestive Health



Allergy & Cold



Nutritionals



PRODUCTS



A Clear Game Plan to Sustain Outperformance



AMBITION



Grow ahead of the market and increase margins

WHERE TO PLAY



Winning **Portfolio** focused on where Bayer can win

HOW TO WIN



Driving
Growth-focused
Innovation

Modernizing
Marketing & Sales

Optimizing
Costs & Cash

OUR ACCELERATORS



Digital Transformation

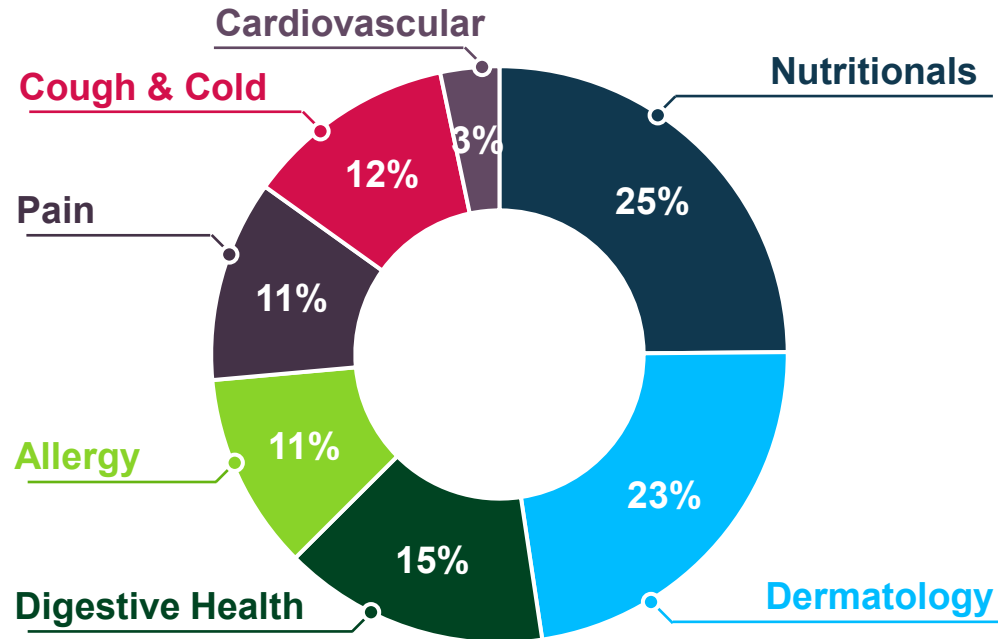


Sustainability

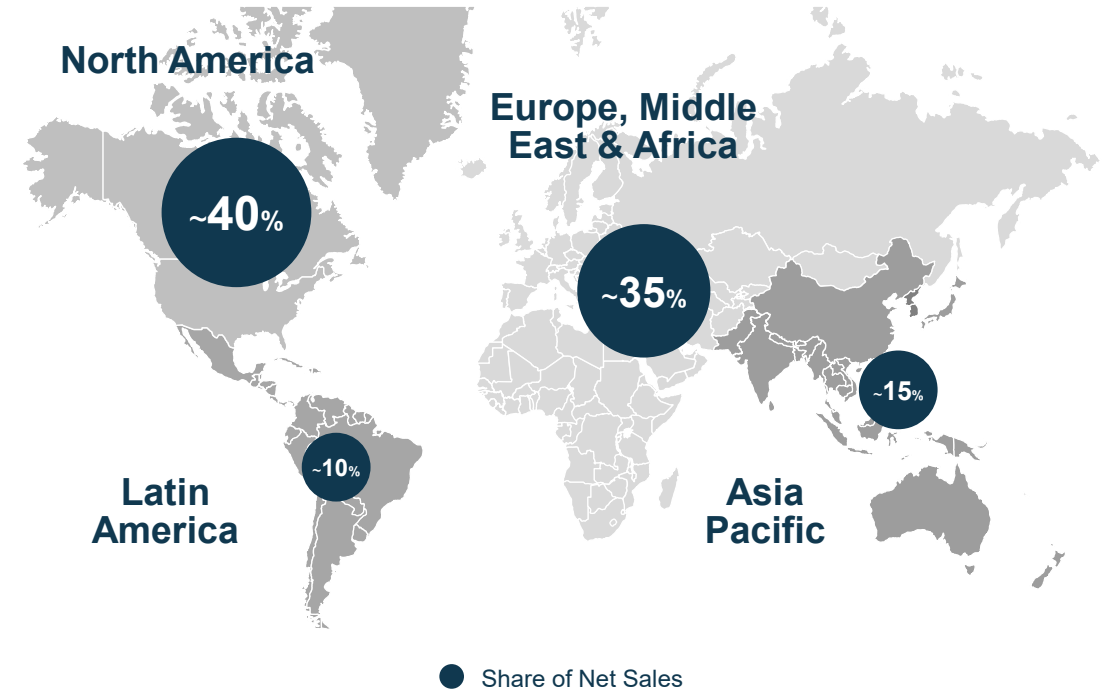


A leading Consumer Health Player with a Well-Balanced Portfolio

Category Portfolio

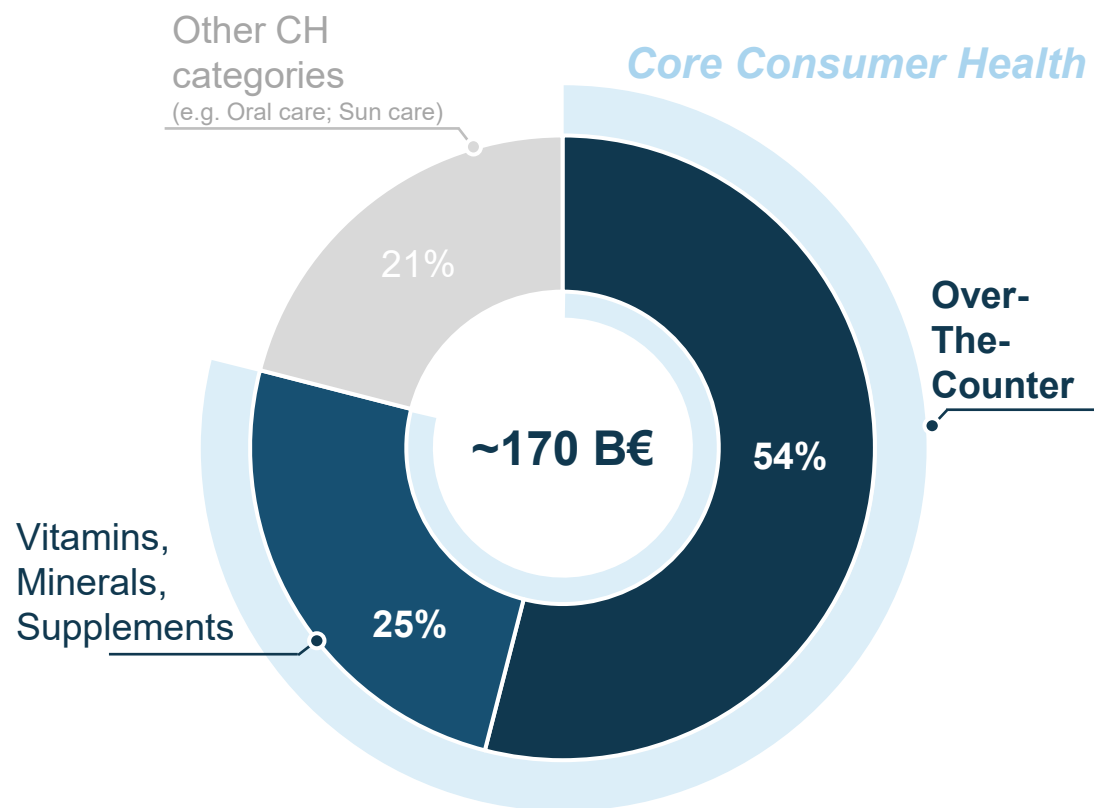


Geographic Footprint



Focused portfolio on Core Consumer Health Where We Can Win

Clear Focus on Core CH Market



Key Portfolio Moves Executed

Divestitures



Derma Rx
Jul 2019



Sun care
Sep 2019



Foot care
Nov 2019

Acquisitions / Licenses



Personalized
Nutritionals
Nov 2020



Nutritionals eCom
Pure-players
Oct 2021 & Jun 2022*



Astepro (Rx-to-OTC Switch)
Jun 2022 (Launch)

* Strategic minority stake in Natsana

Sources: OTC, VMS - Nicholas Hall DB, Global CHC Sales 2021; Others – Euromonitor Retail Value MSP, 2021



Accelerating Growth from Innovation

Iconic Global and Local Brands Built Over Decades



CONSUMER HEALTH

02 Strategy

Growth-Focused Innovation





Key levers to sustain above-market growth



CONSUMER HEALTH

02 Strategy

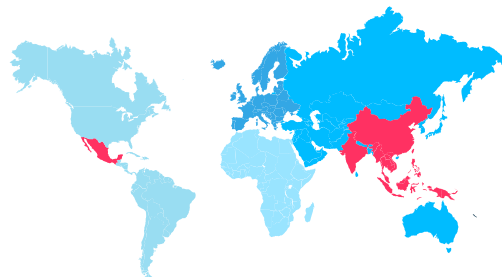
Growth-Focused Innovation

Attractive Demand Spaces



- // Premium Nutritionals
- // Healthy Aging
- // Stress and Sleep
- // Medicated Skin

High-growth Markets



- // China
- // India
- // Mexico
- // ASEAN

Rx-to-OTC Switches



- // Astepro
- // Switch #2
- // Switch #3

Digital Commerce & Health Platforms



- // eCommerce
- // Digital Diagnostics
- // Digital Therapeutics



Modernizing Our Brand Building and Sales Capabilities



Brands with Purpose



From Mass to Precision Marketing



% Precision marketing¹



2018



2021



2024 - Ambition

Accelerating E-commerce



% Net Sales²



2019



2022



2024 - Ambition

¹ Percentage of digital media which is data-driven precision marketing

² Percentage of net sales which is through e-commerce channels

Accelerating Use of Data to Personalize Consumer Engagement

Data & Digital First

Leading in Digital Platforms

Contextual Engagement

2019 - 2022

Share of Digital Media¹

2X



Take Away Lover



Foodies




Heartburn isn't what

Share of Data-driven Marketing Investments¹

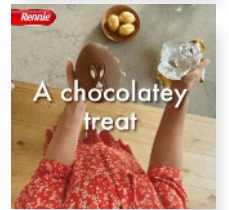
3X



Seasonality



Pregnancy



A chocolatey treat

Share of Personalized Creatives¹

5X




¹ Bayer internal data



Doubling Down on e-Commerce and Growth Platforms

Winning in Key eCom Platforms



Strategic Portfolio Moves

care/of	GloryFeel	n.
Nov. 2020	Oct. 2021	June. 2022*

Digital Engagement Mechanisms

<p>Unsure About Your Symptoms?</p> <p>Take a fast and discreet symptom assessment¹ to find out what could possibly be causing your symptoms.</p> <p>START SYMPTOM CHECKER</p> <p>powered by ada</p> <p>By clicking this link you will leave the Care/of website and enter the Ada symptom assessment tool.</p> <p>FIND OUT MORE ></p>	<p>powered by ada</p>	<p>powered by ada</p>
--	-----------------------	-----------------------



¹ Bayer internal sales data * Strategic minority stake in Natsana



Pricing and Trade Excellence to Drive Value Creation with Customers

Innovations Playing Across Different Value Tiers

Premium



Value Offerings



Premium consumer solutions

Innovation



Low-income consumer solutions



Expand Access to Everyday Health



59 Million people with improved access to self-care in underserved communities

- // Investing in accessible and more sustainable products
- // Reached 4+ Million underserved women and babies through the Nutrient Gap Initiative

Path to Climate Neutrality



35% CO₂ emissions reduction achieved across our operations

- // Investing in energy efficiency projects and increasing green energy across our sites
- // Advancing sustainable packaging

Driving Sustainable Outperformance in Consumer Health



- > **A leading Consumer Health player with a well-balanced portfolio**
- > **World-class science, consumer and HCP capabilities**
- > **Clear strategy to sustain outperformance**
- > **Track record of execution excellence**
- > **Attractive growth profile and cash flow generation**





Science for a Better Life

Sustainability



04




Investment Case
May 2023 / Bayer AG





Sustainability @Bayer



01



Strategy

02



Targets

03



Governance

04



Ratings



Sustainability is Integral to Our Values, Strategy and Operations

We Intend to Create Bold Impact and Generate Sustainable Business Opportunities



SUSTAINABILITY

01 Strategy

PHARMACEUTICALS • CONSUMER HEALTH • CROP SCIENCE

Megatrends



AGING POPULATION



Preserve and restore health



GROWING POPULATION



Secure sufficient supply of quality food



PRESSURE ON ECOSYSTEMS



Use natural resources more efficiently and responsibly

Societal Needs

Impact



Help more people thrive

OUR VISION: HEALTH FOR ALL, HUNGER FOR NONE



Decrease ecological footprint

Sustainable Growth

Long-term business growth through sustainable innovation



Sustainable Innovation as Foundation for Business Opportunities



Co-Shaping the Bio-Revolution



We are among the companies that **help to shape the ongoing bio-revolution**. Our extensive knowledge of human and plant science, supported by our **expertise in regulatory processes and a global footprint**, ultimately bring innovations from labs to market

Sustainable Solutions in Agriculture



We develop solutions with improved sustainability profiles: seeds & traits and related farming practices (e.g. short stature corn, direct seeded rice), crop protection products & irrigation systems (e.g. lower environmental impact), digital farming and precision agriculture, climate-smart practices



Breakthrough Technologies in Pharmaceuticals



We foster innovation and portfolio extension in important therapeutic areas with an increasingly strong setup in the cell & gene sphere and the **potential to meet undruggable targets**

Better Access to Health & High-Quality Nutrition



Our access **targets bear chances of meaningful inclusive growth** with recipients as potential future market participants while **addressing global megatrends in health and nutrition**



Ambitious Measurable Targets for Sustainable Development

Our 2030 Targets are In Line with UN SDGs and the Science Based Targets Initiative



Decrease *ECOLOGICAL* footprint

Climate neutrality at own sites + reduced emissions in our supply chain

- > 42% reduction target¹ for Scope 1 & 2
500m € CapEx for emission reduction
50m-200m € OpEx for offsetting projects
- > 12.3% reduction target² for Scope 3

Net Zero emission target until 2050 in line with Paris Agreement (Scope 1, 2 & 3)

CS: -30% greenhouse gas emissions in key agricultural crops in main regions;
-30% environmental impact of our crop protection products

CH: Transition all Consumer Health products to 100% recyclable or reusable packaging



Help more *PEOPLE* thrive

Support **100m smallholder farmers** in LMICs³

Fulfill the need of **100m women** in LMICs³ for **modern contraception**

Support **100m people** in underserved⁴ communities with **self care**

Achieve **gender parity** at each individual managerial level

PH: Increase availability and affordability of our innovative pharma products in LMICs³

¹ By 2029 from a 2019 base year is in line with limiting global warming to 1.5 C°

² By 2029 from a 2019 base year is in line with limiting global warming to below 2 C°

³ LMIC: low and middle income countries - all countries included in the World Bank list as per 1 July 2019

⁴ Underserved: economically or medically

For more info here: <https://www.bayer.com/en/sustainability/targets>



We Are on Track in Our Decarbonization Journey – Need to Work Harder with Our Supply Chain

Scope 1&2



42% less CO₂ in our own operations by 2029 & **Net Zero** by 2050

Reduced emissions by 4.5% or around 140,000 metric tons compared to 2021 (-19.5% compared to base year)

Reduction mainly due to a greater share of **electricity** being purchased from **renewable energy sources**

Additionally, offsetting of 450,000 metric tons of greenhouse gas emissions¹



in mio metric tons of CO₂ equivalent; % change vs. base year 2019

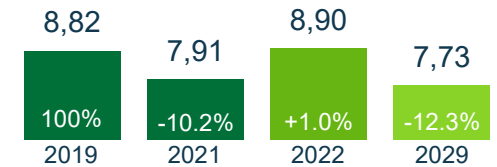
Scope 3



12.3% less CO₂ in the value chain by 2029

Emissions increased by 12.5% or 990,000 tons vs. prior year

Increase was largely attributable to business growth, replenishment of inventories and an increase in air freight and business travel



in mio metric tons of CO₂ equivalent; % change vs. base year 2019

On the Field

30% less greenhouse gas emissions by 2030²

Continued efforts in **Carbon Initiative Program** supported by our digital application **Climate FieldView™**

Digital platform was used on >220m acres of farmland in 23 countries in 2022

Carbon Program was further expanded in 10 countries in 2022

Launched “For Ground” in the U.S.

¹Find our offsetting approach here and more info here: <https://www.bayer.com/en/sustainability/climate-protection>

²30% less in our farming customers’ in-field GHG emissions per kg of crop yield in the most emitting cropping systems in the regions we serve; baseline calculated based on 2020 data



Support 100m Smallholder Farmers

Accessing Smallholders Improves Lives and Creates Business Opportunities



Challenges



~550M
Smallholder farmers worldwide



// Lack of access to **new technologies**



// Limited access to **knowledge**



// Limited **productivity** of their crops



// **Climate Change**



Feed **>50%** of population in developing countries



// Exposed to the markets; **price volatility** and fluctuations



// Lack of **access to markets and capital**



// **Hunger & malnutrition**



// Additional challenges caused by **Covid-19**



Progress

Commercial Forecast & Initiatives



How to get there

// **Commercial operations:**
Regional commercial strategies focused on smallholders' needs

// **Digital Solutions:**
Digital Incubator & Innovation Hub in APAC

// **License-to-Operate & Biotech Approvals:**
Large regulatory approval pipeline in Africa and APAC to enter new markets

// **Value-Chain-Partnerships:**
Better Life Farming centers and integration into other value chain ecosystems

// **Portfolio Differentiation:**
Better & affordable crop protection products, tailored to local farmer needs

Access for 100m Women to Family Planning

Catalyst for Important Societal and Economic Impact



Challenges

// **>200 million women in developing regions** who want to avoid pregnancy are not using safe and effective family planning methods, central to **women's empowerment**

// Reducing poverty, protecting maternal and child health, driving economic development, and achieving sustainable development

// **Gender inequality is still high**, teenage pregnancy and maternal death are serious health concerns, especially in LMICs

// The need to provide reproductive supplies and services will further increase

// By 2030, an additional 130 million women in LMICs will have entered reproductive age



How to get there

// **Capacity building¹**, e.g. cooperation with urban health project 'The Challenge Initiative' (TCI)

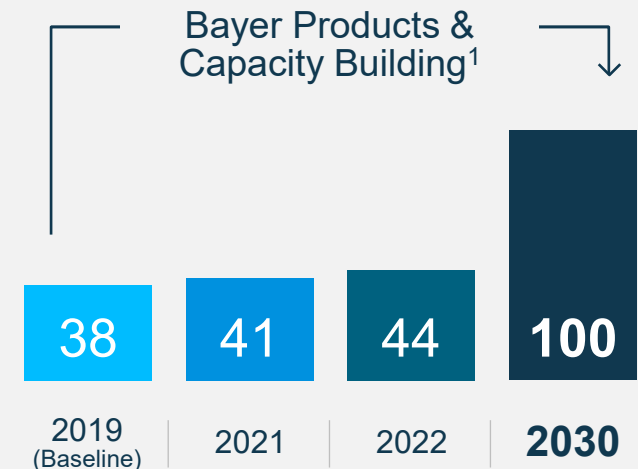
// Route to women in rural areas and humanitarian settings in **cooperation with partners** (e.g. UNFPA)

// Long-term: **Innovation**, e.g. non-hormonal contraceptive technologies

// **Additional supply capacity**, most importantly for long-acting contraceptives: >400m€ investment into Costa Rica and Finland facilities



Progress



¹ Capacity building refers to the development of knowledge, skills, commitment, structures, systems and leadership to enable and strengthen self-reliance and resilience of the local health systems and of the key players towards family planning and sexual reproductive health. We aim to do leverage partnerships to create impact at scale.



Access to Self-Care for 100m People in Underserved Communities

Everyday Health as the First and Last Line of Care



Challenges

// **Ageing population**, a rise in **lifestyle related diseases** and a constantly increasing level of healthcare costs

// Expanding access to self-care solutions helps with **early intervention** and **lowers healthcare costs** for society

// Consumers are **4-6 times more likely** to purchase, protect, champion or trust **brands with a strong purpose**



How to get there

// **Appropriate Portfolio:** adapting our science-based portfolio to design everyday health solutions with the underserved in mind, from formula to pricing

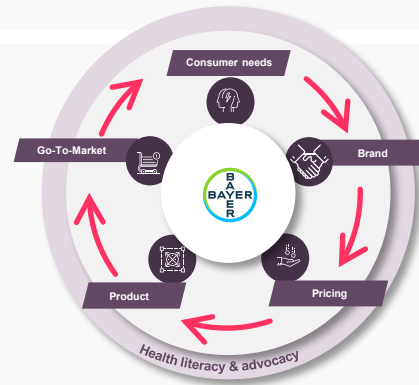
// **Deeper Penetration:** meeting low-income consumers where they shop to bridge the physical gap

// **Partnerships and Initiatives**, e.g. the Nutrient Gap Initiative

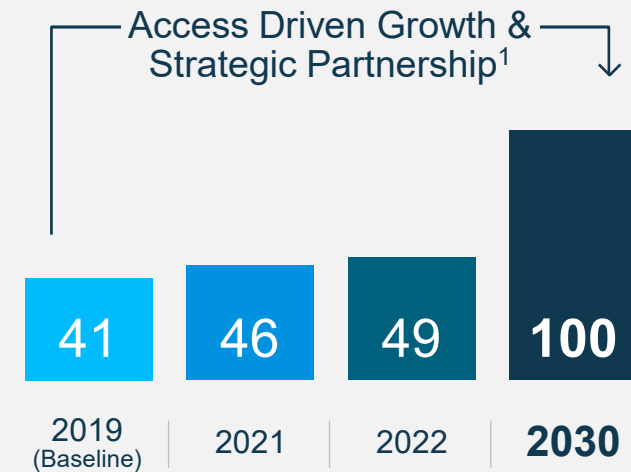
// Activating our trusted **OTC brands** and **end-to-end value chain**

// Focus on **high impact markets:** US, LATAM, ASEAN, METAP

// **Self-Care Education** initiatives form the basis for shaping behavioral change to empower consumers to manage their own health better



Progress



¹ We successfully integrated the consumer business in India, which was previously managed by a third party. India is reported separately and will be included in 2024. We reached 21 million people in India in 2022 in addition.



Strong Governance Measures Accompany our Strategy

Our CEO is Chief Sustainability Officer



01

ESTABLISHED GOVERNANCE BODIES

Supervisory Board ESG Committee advises & monitors management

External Sustainability Council¹ and newly established **Bioethics Council²** as institutionally anchored independent expert advisory

External and Internal Audits

¹ <https://www.bayer.com/en/sustainability/sustainability-council>
² <https://www.bayer.com/en/sustainability/the-bayer-bioethics-council>
³ <https://www.bayer.com/en/sustainability/transparency>
⁴ <https://www.bayer.com/en/sustainability/position-biodiversity>
⁵ <https://www.bayer.com/en/sustainability/initiatives>
⁶ <https://www.bayer.com/en/sustainability/base>

02

SUSTAINABILITY GOALS PART OF COMPENSATION

Group-wide goals (access & scope 1-3 targets) have a **20% weighting in the long-term incentive**

Additional qualitative goals are **reflected in the short-term incentives**

03

FOCUS ON TRANSPARENCY³ ENGAGEMENT AND REPORTING

Group Positions⁴ published on important sustainability matters

Reporting in line with sustainability frameworks (**SASB, TCFD**)

Additional publication of topic specific reports⁵

Science Collaboration Register extended with recent launch in the US

04

GROUP-WIDE REGULATIONS AS MANDATORY FRAMEWORK

Broad group-wide policy-based framework

Sustainability Policy as overarching framework

BASE⁶ principles guide our interactions with all stakeholders

05

SUSTAINABILITY AS INTEGRAL PART OF BAYER PROCESSES

Gradual integration in processes of functions & divisions such as Strategic Planning (e.g. internal CO2 price of €100 per metric ton for CAPEX projects), Risk Management, Procurement, Research & Development and Human Resources





Important Improvements in ESG Ratings Achieved

Removal of Red Flags at MSCI and ISS ESG Norm-Based Research in 2021/2022



Agency	Score (type)	Score 2022	Comments
MSCI	ESG Score Controversy level	A ■ (GMO)	Improvement of Rating from BB to A ■ (GMO) removed
SUSTAINALYTICS	Risk Score Controversy level	29.9 (medium) 5	Controversy level and rating impacted by ongoing Glyphosate litigations
ISS ESG	ESG Score Norm-based	C+ (1 st decile) ■ (Neonics)	Currently under review ■ (Neonics) removed in 2021
RepRisk	Index	53 (high risk) as of Dec '22	Ambition to reach medium risk target corridor
CDP <small>DISCLOSURE INSIGHT ACTION</small>	Climate Water Forest	A A- B	Scores maintained on high level
access to medicine index	Ranking	#9 out of 20	Entered Top 10 in November 2022 Significant improvement from previous score #13
Access to Seeds Index	Ranking	#1 of 32 Africa ¹ #3 of 31 South & South-East Asia	Leading Positions in relevant regions



¹Regions "Western & Central Africa" and "Eastern & South Africa"



**Thank
You**

